



Republic of the Philippines
Department of Education
DepEd Complex, Meralco Avenue
Pasig City



K to 12 Curriculum Guide

MUSIC

(Grade 1 to Grade 10)

December 2013

K to 12 BASIC EDUCATION CURRICULUM

CONCEPTUAL FRAMEWORK

Both the Music and the Arts curricula focus on the learner as recipient of the knowledge, skills, and values necessary for artistic expression and cultural literacy. The design of the curricula is student-centered, based on spiral progression of processes, concepts and skills and grounded in performance-based learning. Thus, the learner is empowered, through active involvement and participation, to effectively correlate music and art to the development of his/her own cultural identity and the expansion of his/her vision of the world.

As Music and Arts are performance-based disciplines, effective learning occurs through active experience, participation, and performance, creative expression, aesthetic valuation, critical response, and interpretation. The skills that are developed include reading/analyzing, listening/observing, performing, (singing, using musical instruments, movement, acting, and playing, using different art materials, techniques and processes, responding, composing, and creating. (See Figure 1 and Figure 2)

The philosophical foundations upon which standards and competencies are based include: *A Process of Education* by Jerome Bruner, *Performance-Based Learning* by Cleve Miller, *Aesthetic Education* by Bennett Reimer, *Multiple Intelligences* by Howard Gardner, *A Structure for Music Education* by Ronald Thomas, *Gongs and Bamboo* by Jose Maceda, *Compendium on the Humanities: Musical Arts* produced by the National Research Council of the Philippines, *Cultural Dictionary for Filipinos* by Thelma Kintanar and Associates, *Creative and Mental Growth* by Viktor Lowenfeld and W. Lambert Brittain, *Discipline-Based Art Education* by Elliot Eisner, *Encyclopedia of Philippine Arts and Tuklas Sining*, both produced by the Cultural Center of the Philippines.

K to 12 BASIC EDUCATION CURRICULUM

PHILOSOPHY AND RATIONALE FOR MUSIC EDUCATION

Music is both an aural and a temporal art. All its elements, when interwoven in the highest artistic order, are likened into a -- tapestry moving in time. The global weavings of this tapestry in historical and cultural contexts are diverse -- having spurred a continued metamorphosis to include a full range of purposes, functions, and identities, from the utilitarian to aesthetic.

However, the basic nature of music does not change. In his book *A Structure for Music Education*, Ronald Thomas articulates that the nature of music is expressive, ongoing, and creative. Through a language and medium of its own, music conveys ideas and feelings in a way that addresses the human spirit, and has great value in its communicative process. Music, being responsive in interpreting contemporary times, is a continuing art. Aaron Copland describes this characteristic as a continuous state of becoming. Like the other arts, music is a creative avenue for man's individual quest for self-expression and fulfillment.

On these basic characteristics are founded the rationale of music study. A keen sensitivity to environmental and musical sounds needs to be developed. The student must learn to —hear, —speak, and —think in the medium of music. Simultaneously, growth and development in the skills that enable the application of the learner's knowledge should be encouraged, through active involvement in the various musical processes.

Drawing from the development of music pedagogy through the years, the K-10 Music Curriculum embodies the best practices advocated by the SPIRAL, MULTI-CULTURAL, and INTEGRATIVE approaches in music education, as well as current philosophical thought about contemporary general education.

We envision that Music in the K-10 Program will effectively nurture and refine the learner's artistic expression and cultural literacy, and celebrate his/her national heritage, while it instills, within every individual Filipino learner, pride in his/her own cultural identity.

K to 12 BASIC EDUCATION CURRICULUM

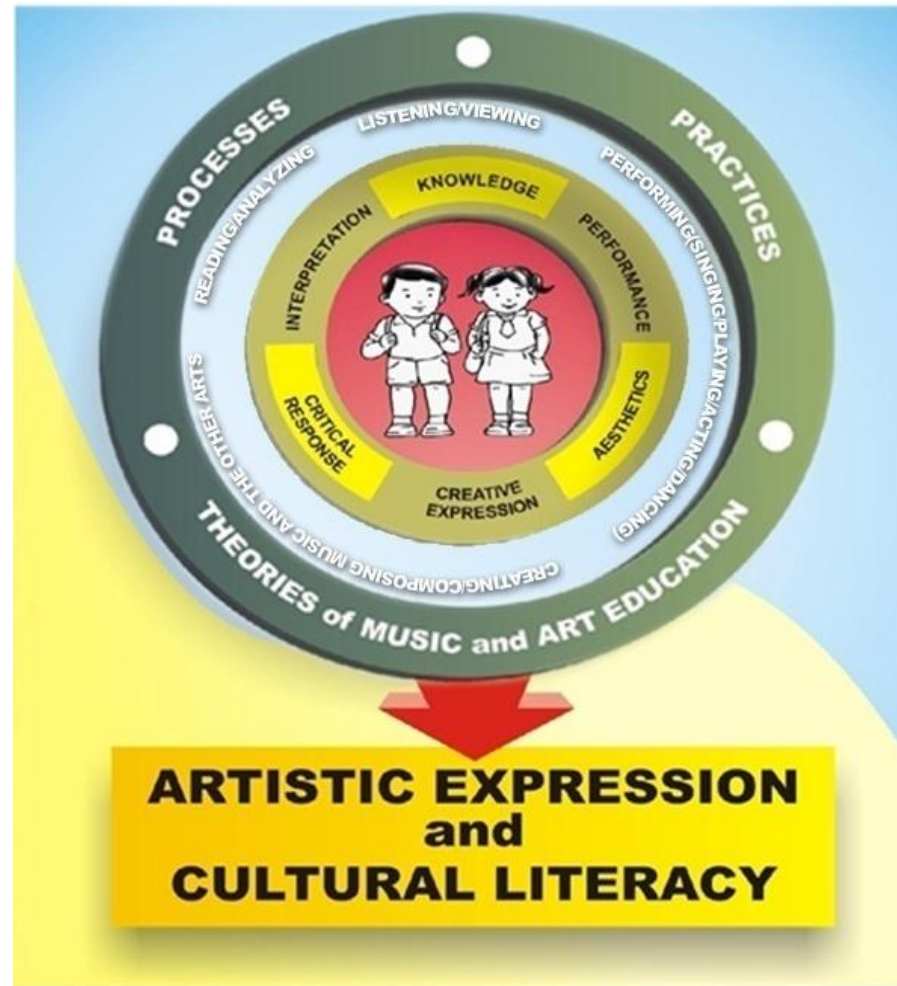


Figure 1. The Curriculum Framework of Music and Arts Education

K to 12 BASIC EDUCATION CURRICULUM

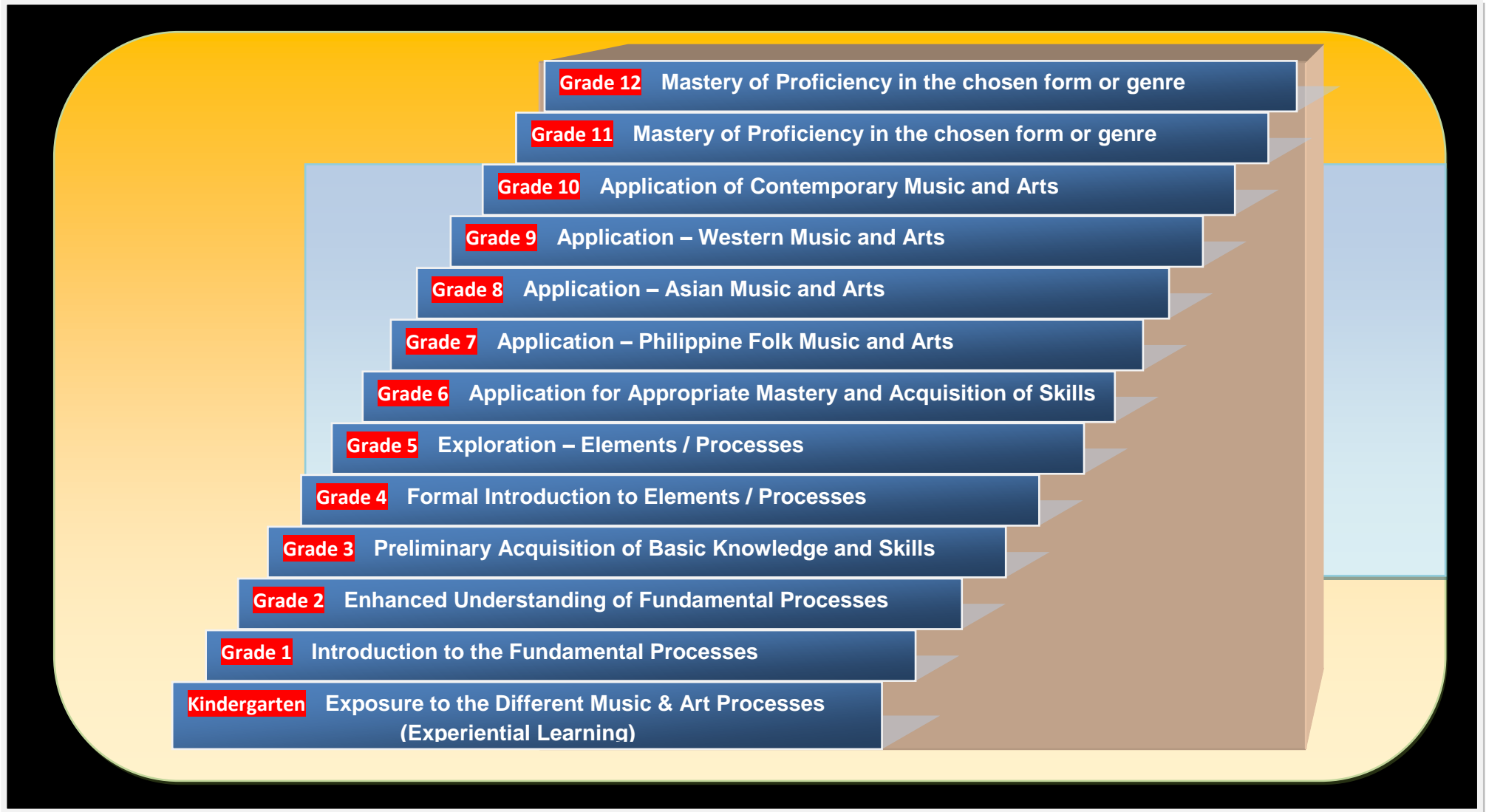


Figure 2. Content of Music and Arts per Grade Level

K to 12 BASIC EDUCATION CURRICULUM

Table 1. Basic Reference for Music Content

Music Elements	Music Processes
<ul style="list-style-type: none"> ▪ Rhythm ▪ Melody ▪ Form ▪ Timbre ▪ Dynamics ▪ Tempo ▪ Texture ▪ Harmony * <p>*No formal instruction in harmony from K to 3</p>	<ul style="list-style-type: none"> ▪ Listening ▪ Reading ▪ Imitating (re-creating) ▪ Responding ▪ Creating ▪ Performing (including movement) ▪ Evaluating ▪ Analyzing critically ▪ Applying (transference)

K to 12 BASIC EDUCATION CURRICULUM

LEARNING AREA STANDARD:

The learner demonstrates an understanding of basic concepts and processes in music and art through appreciation, analysis and performance for his/her self-development, celebration of his/her Filipino cultural identity and diversity, and expansion of his/her world vision.

KEY STAGE STANDARDS:

K - 3	4 - 6	7 – 10
The learner demonstrates understanding of fundamental processes through performing, creating, and responding, aimed towards the development of appreciation of music and art, and acquisition of basic knowledge and skills.	The learner demonstrates understanding of basic elements and concepts through performing, creating, and responding, aimed towards the development of appreciation of music and art, and acquisition of basic knowledge and skills.	The learner demonstrates understanding of salient features of music and art of the Philippines and the world, through appreciation, analysis, and performance, for self-development, the celebration of Filipino cultural identity and diversity, and the expansion of one's world vision.

K to 12 BASIC EDUCATION CURRICULUM

GRADE LEVEL STANDARDS:

Grade Level	Grade Level Standards
Kindergarten	The learner is exposed to the different basic music and art processes through experiential learning.
Grade 1	The learner demonstrates basic understanding of the fundamental processes in music and art, through performing, creating, listening and observing, and responding.
Grade 2	The learner demonstrates understanding of the basic and fundamental processes in music and art, through performing, creating, listening and observing, and responding.
Grade 3	The learner has acquired the basic and fundamental processes through performing, creating, listening and observing, and responding, towards the development of appreciation of music and art, and the acquisition of basic knowledge and skills.
Grade 4	Through the formal introduction of elements, the learner can identify the basic knowledge and skills in music and art, towards self-development, the celebration of Filipino cultural identity and diversity, and the expansion of one's world vision.
Grade 5	Through exploration, the learner demonstrates a deeper understanding of basic knowledge and skills in music and art, towards self-development, the celebration of Filipino cultural identity and diversity, and expansion of one's world vision.
Grade 6	Through application, the learner demonstrates understanding of the basic concepts of and processes in music and art, towards self-development, the celebration of Filipino cultural identity and diversity, and the expansion of one's world vision.
Grade 7	The learner demonstrates basic understanding of the fundamental processes in music and the arts through performing, creating, listening and observing, and responding towards appreciation of the cultural richness of the different provinces in the Philippines.
Grade 8	The learner demonstrates understanding of salient features of Asian music and the arts, through appreciation, analysis, and performance for self-development, the celebration of Filipino cultural identity and diversity, and the expansion of one's world vision.
Grade 9	The learner demonstrates understanding of salient features of Western music and the arts from different historical periods, through appreciation, analysis, and performance for self-development, the celebration of Filipino cultural identity and diversity, and the expansion of one's world vision.
Grade 10	The learner demonstrates understanding of salient features of contemporary music and the arts, through appreciation, analysis, and performance, for self-development, the celebration of Filipino cultural identity and diversity, and the expansion of one's world vision.

K to 12 BASIC EDUCATION CURRICULUM
GRADE 1
 ELEMENTS OF MUSIC

CONTENT	CONTENT STANDARDS	PERFORMANCE STANDARDS	LEARNING COMPETENCY	CODE	LEARNING MATERIALS
FIRST QUARTER					
I. RHYTHM 1. Distinction Between Sound and Silence 2. Steady Beats 3. Simple Rhythmic Patterns 4. Ostinato	demonstrates basic understanding of sound, silence and rhythm	responds appropriately to the pulse of the sounds heard and performs with accuracy the rhythmic patterns	1. identifies the difference between <i>sound</i> and <i>silence</i> accurately	MU1RH-Ia-1	
			2. relates images to sound and silence within a rhythmic pattern	MU1RH-Ib-2	
			3. performs <i>echo clapping</i>	MU1RH-Ib-3	
			4. maintains a steady beat when chanting, walking, tapping, clapping, and playing musical instruments	MU1RH-Ic-4	
			5. claps, taps, chants, walks and plays musical instruments with accurate rhythm in response to sound <ul style="list-style-type: none"> ○ in groupings of 2s ○ in groupings of 3s ○ in groupings of 4s 	MU1RH-Ic-5	
			6. creates simple ostinato patterns in groupings of 2s, 3s, and 4s through body movements	MU1RH-Id-e-6	
			7. performs simple ostinato patterns on other sound sources including body parts	MU1RH-If-g-7	
			8. plays simple ostinato patterns on classroom instruments 8.1 sticks, drums, triangles, nails, coconut shells, bamboo, empty boxes, etc.	MU1RH-Ih-8	

K to 12 BASIC EDUCATION CURRICULUM

CONTENT	CONTENT STANDARDS	PERFORMANCE STANDARDS	LEARNING COMPETENCY	CODE	LEARNING MATERIALS
SECOND QUARTER					
II. MELODY 1. Pitch 2. Simple Melodic Patterns	demonstrates basic understanding of pitch and simple melodic patterns	responds accurately to high and low tones through body movements, singing, and playing other sources of sounds	1. identifies the pitch of a tone as high or low	MU1ME-IIa-1	
			2. matches the correct pitch of tones with other sound sources	MU1ME-IIb-2	
			3. sings simple melodic patterns 3.1 (so –mi, mi –so, mi – re-do)	MU1ME-IIb-3	
			4. matches the melody of a song with the correct pitch vocally 4.1 greeting songs 4.2 counting songs 4.3 action songs	MU1ME-IIc-4	
			5. sings in pitch 5.1 rote singing 5.2 greeting songs 5.3 counting songs 5.4 echo singing	MU1ME-IIc-5	
III. FORM 1. Musical Lines 2. Beginnings and Endings in Music 3. Repeats in Music	demonstrates basic understanding of the concepts of musical lines, beginnings and endings in music, and repeats in music	responds with precision to changes in musical lines with body movements	6. identifies with body movements the 6.1 beginnings 6.2 endings 6.3 repeats of a recorded music example	MU1FO-IId-1	
			7. identifies similar or dissimilar musical lines with the use of: 7.1 body movements 7.2 geometric shapes or objects	MU1FO-IIe-2	
			8. relates basic concepts of musical forms to geometric shapes to indicate understanding of: 8.1 same patterns 8.2 different patterns	MU1FO-IIf-3	

K to 12 BASIC EDUCATION CURRICULUM

CONTENT	CONTENT STANDARDS	PERFORMANCE STANDARDS	LEARNING COMPETENCY	CODE	LEARNING MATERIALS
			9. chooses the exact geometric shapes that correspond to musical form	MU1FO-IIg-h-4	
THIRD QUARTER					
IV. TIMBRE 1. Quality of Sound in Music 2. Distinction Between Speaking and Singing	demonstrates understanding of the basic concepts of timbre	distinguishes accurately the different sources of sounds heard and be able to produce a variety of timbres	1. identifies the source of sounds 1.1 wind, wave, swaying of the trees, animal sounds, sounds produced by machines, transportation, through body movements	MU1TB-IIIa-1	
			2. responds appropriately to differences in sounds heard through body movement	MU1TB-IIIa-2	
			3. replicates the sounds heard from different sources	MU1TB-IIIb-3	
			4. uses voice and other sources of sound to produce a variety of timbres	MU1TB-IIIb-4	
V. DYNAMICS 1. Volume of Sound in Music 2. Distinction Between Loudness and Softness in Music	demonstrates understanding of the basic concepts of dynamics	creatively interprets with body movements the dynamic levels to enhance poetry, chants, drama, and musical stories	5. demonstrates dynamic changes with movements	MU1DY-IIIc-1	
			6. uses the terms <i>loud</i> and <i>soft</i> to identify volume changes	MU1DY-IIIc-2	
			7. relates the concepts of dynamics to the movements of animals 7.1 elephant walk – loud 7.2 tiny steps of a mouse – soft	MU1DY-III d-3	
			8. interprets with body movements the dynamics of a song 8.1 small movement – soft 8.2 big movement –loud	MU1DY-IIIe-f-4	
			9. applies the concepts of dynamic levels to enhance poetry, chants, drama, and musical stories	MU1DY-IIIg-h-5	

K to 12 BASIC EDUCATION CURRICULUM

CONTENT	CONTENT STANDARDS	PERFORMANCE STANDARDS	LEARNING COMPETENCY	CODE	LEARNING MATERIALS
			9.1 small movement – soft 9.2 big movement – loud		
FOURTH QUARTER					
VI. TEMPO 1. Speed of Sound In Music 2. Distinction Between Fastness and Slowness in Music	demonstrates understanding of the basic concepts of tempo	performs with accuracy varied tempi through movements or dance steps to enhance poetry, chants, drama, and musical stories	1. mimics animal movements 1.1 horse – fast 1.2 carabao – slow	MU1TP-IVa-1	
			2. demonstrates the basic concepts of tempo through movements	MU1TP-IVa-2	
			3. responds to varied tempo with movements or dance steps 3.1 slow movement with slow music 3.2 fast movement with fast music	MU1TP-IVb-3	
			4. relates tempo changes to movements	MU1TP-IVb-4	
			5. uses varied tempo to enhance poetry, chants, drama, and musical stories	MU1TP-IVc-5	
VII. TEXTURE 1. Distinction Between Thinness and Thickness in Music 2. Single Melodic Line or Simultaneous Occurrence of Multiple Melodic Lines	demonstrates understanding of the basic concepts of texture	sings songs to involve oneself and experience the concept of texture	6. identify sounds alone, sounds together	MU1TX-IVd-1	
			7. demonstrates awareness of texture by using visual images	MU1TX-IVe-2	
			8. distinguishes accurately between single musical line and multiple musical lines which occur simultaneously in a given song	MU1TX-IVf-3	
			9. demonstrates the concept of texture by singing two-part round 9.1 Are You Sleeping, Brother John? 9.2 Row, Row, Row Your Boat	MU1TX-IVg-h-4	

K to 12 BASIC EDUCATION CURRICULUM
GRADE 2
 ELEMENTS OF MUSIC

CONTENT	CONTENT STANDARDS	PERFORMANCE STANDARDS	LEARNING COMPETENCY	CODE	LEARNING MATERIALS
FIRST QUARTER					
I. RHYTHM 1. Distinction Between Sound and Silence 2. Steady Beats 3. Simple Rhythmic Patterns 4. Ostinato	demonstrates basic understanding of sound, silence and rhythmic patterns and develops musical awareness while performing the fundamental processes in music	responds appropriately to the pulse of sounds heard and performs with accuracy the rhythmic patterns in expressing oneself	1. distinguishes aurally and visually between sound and silence 2. relates visual images to sound and silence within a rhythmic pattern 3. replicates a simple series of rhythmic sounds (i.e. echo clapping) 4. maintains a steady beat when chanting, walking, tapping, clapping, and playing musical instruments 5. claps the written stick notation to show steady beats 5.1 divides the stick notations into measures of 2s, 3s and 4s to show rhythmic patterns 6. creates simple ostinato patterns in measures of 2s, 3s, and 4s with body movements 7. writes stick notation on the board to represent the sound heard 8. plays simple ostinato patterns on classroom instruments 8.1 sticks, drums, triangles, nails, coconut shells, bamboo, empty boxes, etc.	MU2RH-Ia-1 MU2RH-Ib-2 MU2RH-Ib-3 MU2RH-Ic-4 MU2RH-Ic-5 MU2RH-Id-e-6 MU2RH-If-g-7 MU2RH-Ih-8	

K to 12 BASIC EDUCATION CURRICULUM

CONTENT	CONTENT STANDARDS	PERFORMANCE STANDARDS	LEARNING COMPETENCY	CODE	LEARNING MATERIALS
SECOND QUARTER					
II. MELODY 1. Pitch 2. Simple Melodic Patterns	demonstrates basic understanding of pitch and simple melodic patterns	performs with accuracy of pitch, the simple melodic patterns through body movements, singing or playing musical instruments	1. identifies the pitch of tones as 1.1 high 1.2 low 1.3 higher 1.4 lower	MU2ME-IIa-1	
			2. responds to ranges of pitch through body movements, singing, and playing sources of sounds	MU2ME-IIa-2	
			3. demonstrates high and low pitches through singing or playing musical instruments	MU2ME-IIb-3	
			4. sings the following songs with accurate pitch: 4.1 wrote songs 4.2 echo songs 4.3 simple children’s melodies	MU2ME-IIb-4	
			5. echoes simple melodic patterns through singing or humming	MU2ME-IIc-5	
			6. demonstrates the melodic contour with movement	MU2ME-IIc-6	
			7. demonstrates the melodic contour through 1.7 body staff 1.8 writing the melodic line “on the air” 1.9 line notation	MU2ME-IIc-7	
			8. relates visual imagery to melodic patterns	MU2ME-IIc-8	
III. FORM 1. Musical Lines 2. Beginnings and Endings in Music 3. Repeats in Music	demonstrates understanding of the basic concepts of musical form	performs a song, chosen from among the previously learned songs that shows the basic concepts of musical lines, beginnings, endings and repeats through body movement,	9. identifies the beginning and ending of a song	MU2FO-IIId-1	
			10. demonstrates the beginning and ending of a song with 10.1 movements 10.2 vocal sounds 10.3 instrumental sounds	MU2FO-IIId-2	

K to 12 BASIC EDUCATION CURRICULUM

CONTENT	CONTENT STANDARDS	PERFORMANCE STANDARDS	LEARNING COMPETENCY	CODE	LEARNING MATERIALS
		vocal sounds, and instrumental sounds	11. identifies musical lines as 11.1 similar 11.2 dissimilar with movements and with the use geometric shapes or objects	MU2FO-IIe-3	
			12. demonstrates repeated musical lines with movements	MU2FO-IIe-4	
			13. recognizes repetitions within a song	MU2FO-IIf-5	
			14. creates melodic introduction and ending of songs	MU2FO-IIg-h-6	
			15. creates rhythmic introduction and ending of songs	MU2FO-IIg-h-7	
THIRD QUARTER					
IV. TIMBRE 1. Quality of Sound in Music 2. Introduction to Voice Production 3. Differentiation in Sound Quality 4. Introduction to Musical Instruments	demonstrates understanding of the basic concepts of timbre	determines accurately the sources of sounds heard, and produce sounds using voice, body, and objects, and be able to sing in accurate pitch	1. identifies the source of sounds e.g. winds, waves swaying of the trees, animals sounds, sounds produced by machines, transportation, etc.	MU2TB-IIIa-1	
			2. replicates different sources of sounds with body movements	MU2TB-IIIa-2	
			3. identifies the common musical instruments by their sounds and image	MU2TB-IIIb-3	
			4. recognizes the difference between speaking and singing	MU2TB-IIIc-4	
			5. sings songs with accurate pitch and pleasing vocal quality	MU2TB-IIIc-5	
			6. produces sounds using voice, body, and objects to enhance a given story	MU2TB-IIIId-6	

K to 12 BASIC EDUCATION CURRICULUM

CONTENT	CONTENT STANDARDS	PERFORMANCE STANDARDS	LEARNING COMPETENCY	CODE	LEARNING MATERIALS
V. DYNAMICS 1. Volume of Sound in Music 2. Distinction Between Loudness and Softness in Music	demonstrates understanding of the basic concepts of dynamics	creatively applies changes in dynamics to enhance rhymes, chants, drama, and musical stories	7. interprets through body movements the dynamics of a song	MU2DY-IIIc-1	
			8. distinguishes between "loud", "louder", "soft" and "softer" in music	MU2DY-IIIc-2	
			9. relates movements of animals to dynamics E.g. elephant walking – loud dog walking – medium tiny steps of a mouse - soft	MU2DY-IIIc-3	
			10. uses the words loud, louder, soft, softer – to identify variations in volume	MU2DY-IIIc-4	
			11. replicates "loud," "medium," and "soft" with voice or with instruments	MU2DY-III d,e,h-5	
			12. sings a given song with appropriate dynamics	MU2DY-III f-h-6	
FOURTH QUARTER					
VI. TEMPO 1. Speed of Sound In Music 2. Distinction Between Fastness and Slowness in Music	demonstrates understanding of the basic concepts of tempo	uses varied <i>tempi</i> to enhance rhymes, chants, drama, and musical stories	1. mimics animal movements 1.1 horse – fast 1.2 carabao – moderate 1.3 turtle – slow	MU2TP-IVa-1	
			2. responds to the accurate tempo of a song as guided by the hand signal of the teacher E.g. <i>The teacher's slow hand movement means "slow", while fast hand movement means "fast".</i>	MU2TP-IVa-2	
			3. demonstrates changes in tempo with movements	MU2TP-IVa-3	
			4. responds to variations in tempo with dance steps 4.1 slow movement with slow	MU2TP-IVb-4	

K to 12 BASIC EDUCATION CURRICULUM

CONTENT	CONTENT STANDARDS	PERFORMANCE STANDARDS	LEARNING COMPETENCY	CODE	LEARNING MATERIALS
			music 4.2 s music		
			5. distinguishes "slow," "slower," "fast," and "faster" in recorded music with voice or with instruments	MU2TP-IVb-5	
			6. uses the terms "fast," "faster," "slow," and "slower" to identify variations in tempo	MU2TP-IVb-6	
			7. replicates "slow," "slower," "fast," and "faster" with voice or with instruments	MU2TP-IVc-7	
<p>VII. TEXTURE</p> <p>1. Single Melodic Line or Simultaneous Occurrence of Multiple Melodic Lines</p> <p>2. Distinction Between Thinness and Thickness in Music</p>	demonstrates understanding of the basic concepts of texture	distinguishes accurately between single musical line and multiple musical lines which occur simultaneously in a given song	<p>8. identifies musical texture with recorded music</p> <p>E.g.</p> <p>8.1 melody with single instrument or voice</p> <p>8.2 single melody with accompaniment</p> <p>8.3 two or more melodies sung or played together at the same time</p>	MU2TX-IVd-f-1	
			9. shows awareness of texture by relating visual images to recorded or performed music	MU2TX-IVd-f-2	
			10. distinguishes between single musical line and multiple musical lines which occur simultaneously	MU2TX-IVd-f-3	
			11. distinguishes between thinness and thickness of musical sound in recorded or performed music	MU2TX-IVg-h-4	

K to 12 BASIC EDUCATION CURRICULUM
GRADE 3
 ELEMENTS OF MUSIC

CONTENT	CONTENT STANDARDS	PERFORMANCE STANDARDS	LEARNING COMPETENCY	CODE	LEARNING MATERIALS
FIRST QUARTER					
I. RHYTHM 1. Sound and Silence 2. Steady Beats 3. Simple Rhythmic Pattern 4. Ostinato	demonstrates understanding of the basic concepts of rhythm	1. performs simple ostinato patterns/simple rhythmic accompaniments on classroom instruments and other sound sources to a given song 2. sings songs with correct rhythm	1. relates images with sound and silence within a rhythmic pattern	MU3RH-Ia-1	
			2. maintains a steady beat when chanting, walking, tapping, clapping, and playing musical instruments	MU3RH-Ib-h-2	
			3. claps, taps, chants, walks, and plays musical instruments in response to sound with the correct rhythm 3.1 in measures of 2s, 3s, and 4s 3.2 echo clapping 3.3 marching 3.4 dancing the waltz	MU3RH-Ia-c-3	
			4. claps the written stick notation on the board representing the sound heard	MU3RH-Id-4	
			5. plays simple ostinato patterns with classroom instruments and other sound sources	MU3RH-Id-h-5	
			6. creates simple ostinato patterns in measures of 2s, 3s, and 4s through body movements	MU3RH-Ie-6	
			7. creates ostinato patterns in different meters using combination of different sound sources	MU3RH-If-7	

K to 12 BASIC EDUCATION CURRICULUM

CONTENT	CONTENT STANDARDS	PERFORMANCE STANDARDS	LEARNING COMPETENCY	CODE	LEARNING MATERIALS
SECOND QUARTER					
II. MELODY 1. Pitch 2. Melodic Lines 3. Melodic Patterns and Contour	demonstrates understanding of the basic concepts of melody	sings the melody of a song with accurate pitch	1. identifies the pitch of a tone as: 1.1 high – higher 1.2 moderately high – higher 1.3 moderately low – lower 1.4 low – lower	MU3ME-IIa-1	
			2. matches the correct pitch of tones 2.1 with the voice 2.2 with an instrument	MU3ME-IIa-2	
			3. relates movements with levels of pitch	MU3ME-IIb-3	
			4. matches the voice with the pitches of a melody	MU3ME-IIb-c-4	
			5. recreates simple patterns and contour of a melody	MU3ME-IIb-5	
			6. sings entire simple songs with accurate pitch 6.1 Favorite Children’s Songs 6.1.1 “Do – Re – Mi” 6.1.2 “What Can We Do Today” 6.2 Folksongs 6.2.1 “Manang Biday” 6.2.2 “Paruparong Bukid” 6.2.3 “Atin Cu Pung Singsing”	MU3ME-IIc-6	
III. FORM 1. Musical Lines 2. Musical Beginning, Middle, and End 3. Repeats in music	demonstrates understanding of the basic concepts of musical form	sings, plays, and performs (through body movements) a chosen song showing the basic concepts of musical lines, beginnings, endings and repeats	7. identifies the beginning, middle, and ending of a song	MU3FO-IIId-1	
			8. identifies musical lines as 8.1 similar 8.2 same 8.3 different through movements and geometric shapes or objects	MU3FO-IIId-2	
			9. recognizes repetitions within a song	MU3FO-IIId-3	

K to 12 BASIC EDUCATION CURRICULUM

CONTENT	CONTENT STANDARDS	PERFORMANCE STANDARDS	LEARNING COMPETENCY	CODE	LEARNING MATERIALS
			10. sings repetitions of musical lines independently	MU3FO-IIe-4	
			11. plays repetitions of musical lines	MU3FO-IIf-5	
			12. renders a song confidently, giving appropriate emphasis on the beginning and on the ending	MU3FO-IIg-h-6	
THIRD QUARTER					
IV. TIMBRE 1. Voice Production Techniques 2. Variation in Sound Quality 2.1 Similar 2.2 Different 3. Introduction to Musical Instruments	demonstrates understanding of the basic concepts of timbre	applies vocal techniques in singing to produce a pleasing vocal quality: 1. using head tones 2. employing proper breathing 3. using the diaphragm	1. recognizes differences in sound quality coming from a variety of sound sources	MU3TB-IIIa-1	
			2. responds to differences in sound quality with appropriate movement	MU3TB-IIIa-2	
			3. recognizes musical instruments through sound	MU3TB-IIIb-3	
			4. identifies and compares the voices of: 4.1 classmates as they sing or speak 4.2 selected popular singers in recordings	MU3TB-IIIb-4	
			5. compares the use of the voice in speaking and in singing	MU3TB-IIIb-5	
			6. uses the voice and other sources of sound to produce a variety of timbres	MU3TB-IIIc-6	
V. DYNAMICS 1. Volume of Sound in Music 2. Conducting and Dynamics	demonstrates understanding of the basic concepts of dynamics in order to respond to conducting gestures using symbols indicating variances in dynamics	sings songs with proper dynamics following basic conducting gestures	7 interprets the dynamics of a song through body movements 7.1 small movement – soft 7.2 big movement – loud	MU3DY-IIIId-1	
			8 distinguishes "loud," "medium," and "soft" in music	MU3DY-IIIId-2	
			9 relates dynamics to the movements of animals e.g.	MU3DY-IIIId-3	


K to 12 BASIC EDUCATION CURRICULUM

CONTENT	CONTENT STANDARDS	PERFORMANCE STANDARDS	LEARNING COMPETENCY	CODE	LEARNING MATERIALS
			9.1 elephant walking – loud 9.2 mice scurrying – soft		
			10 uses terms “loud,” “medium,” and “soft” (louder, softer) to identify changes and variations in volume	MU3DY-IIIe-4	
			11 responds to conducting gestures of the teacher for “loud” and “soft” E.g. <i>11.1 Teacher’s palm down means “soft” and palm up means “loud.”</i> <i>11.2 Hands moving farther from each other mean sound becomes louder.</i>	MU3DY-IIIe-h-5	
			12 uses varied dynamics to enhance poetry, chants, drama, songs and musical stories	MU3DY-IIIIf-h-6	
FOURTH QUARTER					
VI. TEMPO 1. Speed of Sound in Music 1.1 Fast 1.2 Slow 2. Conducting and Tempo	demonstrates understanding of the concepts of tempo in order to respond to conducting symbols indicating variations in tempo	enhances performance of poetry, chants, drama, musical stories, and songs by using a variety of tempo	1. mimics animal movements according to speed 1.1 horse – fast 1.2 carabao – slow 1.3 turtle – slow 1.4 rabbit - fast 1.5 dog – fast	MU3TP-IVa-1	
			2. sings songs with proper tempo following basic conducting gestures	MU3TP-IVa-2	
			3. relates movement to changes and variations in tempo	MU3TP-IVb-3	
			4. responds with movement to tempo changes 4.1 (i.e. doing locomotor and non-locomotor movements) to a variety of tempo in	MU3TP-IVb-c-4	




K to 12 BASIC EDUCATION CURRICULUM

CONTENT	CONTENT STANDARDS	PERFORMANCE STANDARDS	LEARNING COMPETENCY	CODE	LEARNING MATERIALS
			recorded music		
			5. distinguishes among fast, moderate, and slow in music	MU3TP-IVb-5	
			6. uses the terms: fast, moderate, and slow, (faster, slower etc.) to identify tempo changes and variations	MU3TP-IVb-6	
			7. sings songs with designated tempo E.g. 7.1 Lullaby – slow 7.2 Joyful songs – fast	MU3TP-IVa-c-7	
VII. TEXTURE 1. Single Melodic Line or Simultaneous Occurrence of Multiple Melodic Lines 2. Distinction Between Thinness and Thickness in Music	demonstrates understanding of the basic concepts of texture	sings 1. "two-part rounds" 2. "partner songs"	8. demonstrates the concept of texture by singing "two-part rounds" E.g. 8.1 "Are You Sleeping, Brother John?" 8.2 "Row, Row, Row Your Boat" 8.3 "Musika Ay Di Kukupas"	MU3TX-IVd-f-1	
			9. demonstrates the concept of texture by singing "partner songs" E.g. 9.1 "Leron, Leron Sinta" 9.2 "Pamulinawen" 9.3 "It's A Small World" 9.4 "He's Got the Whole World in His Hands"	MU3TX-IVd-f-2	
			10. distinguishes between single musical line and multiple musical lines which occur simultaneously	MU3TX-IVd-f-3	
			11. distinguishes between thinness and thickness of musical sound	MU3TX-IVg-h-4	

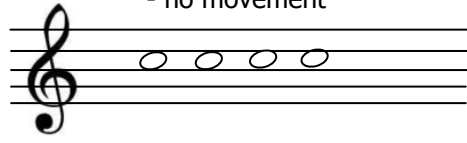




K to 12 BASIC EDUCATION CURRICULUM
GRADE 4
 ELEMENTS OF MUSIC

CONTENT	CONTENT STANDARDS	PERFORMANCE STANDARDS	LEARNING COMPETENCY	CODE	LEARNING MATERIALS
FIRST QUARTER					
I. RHYTHM 1. Musical Symbols and Concepts: 1.1 Notes and Rests 1.2 Meters 1.3 Rhythmic Patterns 1.4 Simple Time Signatures 1.5 Ostinato	demonstrates understanding of concepts pertaining to rhythm and musical symbols	creates rhythmic patterns in: 1. simple time signatures 2. simple one-measure ostinato pattern	1. identifies different kinds of notes and rests 	MU4RH-Ia-1	<ul style="list-style-type: none"> MISOSA4-module6,7
			2. organizes notes and rests according to simple meters (grouping notes and rests into measures given simple meters)	MU4RH-Ib-2	<ul style="list-style-type: none"> MISOSA4-module8
			3. states the meaning of the different rhythmic patterns	MU4RH-Ic-3	<ul style="list-style-type: none"> MISOSA4-module2
			4. demonstrates the meaning of rhythmic patterns by clapping in time signatures 2 3 4 4, 4, 4	MU4RH-Ic-4	<ul style="list-style-type: none"> MISOSA4-module3,4,5
			5. uses the bar line to indicate groupings of beats in 2 3 4 4, 4, 4	MU4RH-Ic-5	<ul style="list-style-type: none"> MISOSA4-module3,4,5
			6. identifies accented and unaccented pulses	MU4RH-Id-6	<ul style="list-style-type: none"> MISOSA4-module1
			7. places the accent (>) on the notation of recorded music	MU4RH-Id-7	<ul style="list-style-type: none"> MISOSA4-module1
			8. responds to metric pulses of music heard with appropriate conducting gestures	MU4RH-Ie-g-8	

K to 12 BASIC EDUCATION CURRICULUM

CONTENT	CONTENT STANDARDS	PERFORMANCE STANDARDS	LEARNING COMPETENCY	CODE	LEARNING MATERIALS
SECOND QUARTER					
<p>II. MELODY</p> <p>1. Musical Symbols and Concepts: 1.1 Intervals 1.2 Scales 1.3 Melodic Contours 1.4 Patterns of successive pitches of a C Major scale</p>	<p>recognizes the musical symbols and demonstrates understanding of concepts pertaining to melody</p>	<p>analyzes melodic movement and range and be able to create and perform simple melodies</p>	<p>1. identifies the pitch name of each line and space of the G-clef staff</p> 	<p>MU4ME-IIa-1</p>	
			<p>2. identifies the pitch names of notes on the ledger lines and spaces below the G-clef staff (middle C and D)</p> 	<p>MU4ME-IIb-2</p>	
			<p>3. recognizes the meaning and use of G- Clef</p> 	<p>MU4ME-IIc-3</p>	

K to 12 BASIC EDUCATION CURRICULUM

CONTENT	CONTENT STANDARDS	PERFORMANCE STANDARDS	LEARNING COMPETENCY	CODE	LEARNING MATERIALS
			<p>4. identifies the movement of the melody as:</p> <p>- no movement</p>  <p>- ascending stepwise</p>  <p>- descending stepwise</p>  <p>- ascending skip wise</p>  <p>- descending skip wise</p> 	MU4ME-IIId-4	<ul style="list-style-type: none"> MISOSA4-module10
			<p>5. identifies the highest and lowest pitch in a given notation of a musical piece to determine its range</p>	MU4ME-IIe-5	<ul style="list-style-type: none"> MISOSA4-module9
			<p>6. sings with accurate pitch the simple intervals of a melody</p>	MU4ME-IIIf-6	
			<p>7. performs his/her own created melody</p>	MU4ME-IIg-h-7	


K to 12 BASIC EDUCATION CURRICULUM

CONTENT	CONTENT STANDARDS	PERFORMANCE STANDARDS	LEARNING COMPETENCY	CODE	LEARNING MATERIALS
THIRD QUARTER					
III. FORM 1. Phrases in a Musical Piece 2. Structure of Musical Sound 2.1 Antecedent (Question) Phrase 2.2 Consequent (Answer) Phrase 2.3 Introduction 2.4 CODA (ending) Phrase	demonstrates understanding of musical phrases, and the uses and meaning of musical terms in form	performs similar and contrasting musical phrases	1. identifies aurally and visually the <i>introduction</i> and <i>coda</i> (ending) of a musical piece	MU4FO-IIIa-1	
			2. identifies aurally and visually the <i>antecedent</i> and <i>consequent</i> in a musical piece	MU4FO-IIIa-2	
			3. listens to similar and contrasting phrases in recorded music	MU4FO-IIIa-b-3	
			4. identifies similar and contrasting phrases in vocal and instrumental music from the previous lessons 4.1 melodic 4.2 rhythmic	MU4FO-IIIc-4	
			5. sings similar and contrasting phrases in music 5.1 melodic 5.2 rhythmic	MU4FO-IIIId-5	
IV. TIMBRE 1. Variations of Sound 1.1 Vocal 1.2 Instrumental	demonstrates understanding of variations of sound in music (lightness and heaviness) as applied to vocal and instrumental music	participates actively in a group performance to demonstrate different vocal and instrumental sounds	6. distinguishes vocal and instrumental sounds	MU4TB-IIIe-1	
			7. identifies as vocal or instrumental, a recording of the following: 8.1 solo 8.2 duet 8.3 trio 8.4 ensemble	MU4TB-IIIe-2	
			8. identifies aurally and visually different instruments	MU4TB-IIIIf-3	
			9. classifies the various musical instruments as: 9.1 string 9.2 woodwind 9.3 brass wind 9.4 percussion	MU4TB-IIIIf-h-4	• MISOSA4-module19

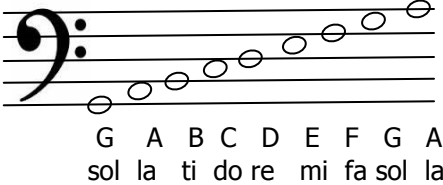




K to 12 BASIC EDUCATION CURRICULUM

CONTENT	CONTENT STANDARDS	PERFORMANCE STANDARDS	LEARNING COMPETENCY	CODE	LEARNING MATERIALS
V. DYNAMICS 1. Volume of Sound in Music	recognizes the musical symbols and demonstrates understanding of concepts pertaining to volume in music	applies <i>forte</i> and <i>piano</i> to designate loudness and softness in a musical example 1. singing 2. playing instrument	10. recognizes the use of the symbol <i>p</i> (piano) and <i>f</i> (forte) in a musical score	MU4DY-IIIIf-1	• MISOSA4-module20
			11. uses appropriate musical terminology to indicate simple dynamics 11.1 forte 11.2 piano	MU4DY-IIIIf-h-2	
FOURTH QUARTER					
VI. TEMPO 1. Speed / Flow of Music	demonstrates understanding of concepts pertaining to speed/flow of music	creates and performs body movements appropriate to a given tempo	1. relates body movements to the tempo of a musical example	MU4TP-IVa-1	• MISOSA4-module21
			2. uses appropriate musical terminology to indicate variations in tempo <i>2.1 largo</i> <i>2.2 presto</i>	MU4TP-IVb-2	
VII. TEXTURE 1. Simultaneous Occurrence of Multiple Melodic Lines 2. Distinction Between Thinness and Thickness in Music	demonstrates understanding of concepts pertaining to texture in music	sings two-part rounds and partner songs with others	3. identifies aurally the texture of a music example	MU4TX-IVc-1	
			4. identifies aurally and visually an <i>ostinato</i> or <i>descant</i> in a musical example	MU4TX-IVd-2	
			5. recognizes aurally and visually, examples of 2-part vocal or instrumental music	MU4TX-IVe-3	
VIII. HARMONY 1. Simultaneous Sounding of Two Tones / Pitches	demonstrates understanding of harmonic intervals	performs examples of harmonic interval with others	6. identifies harmonic interval (2 pitches) in a musical example	MU4HA-IVf-1	
			7. recognizes aurally and visually, examples of harmonic intervals	MU4HA-IVg-2	
			8. creates examples of harmonic interval (2 pitches) with others	MU4HA-IVh-3	

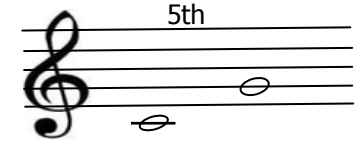
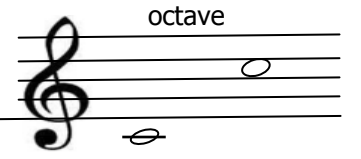



K to 12 BASIC EDUCATION CURRICULUM
GRADE 5
 ELEMENTS OF MUSIC

CONTENT	CONTENT STANDARDS	PERFORMANCE STANDARDS	LEARNING COMPETENCY	CODE	LEARNING MATERIALS
FIRST QUARTER					
I. RHYTHM Musical Symbols and Concepts 1. Notes and Rests 2. Meters 3. Rhythmic Patterns 4. Simple Time Signatures	recognizes the musical symbols and demonstrates understanding of concepts pertaining to rhythm	performs with a conductor, a speech chorus in simple time signatures 1. choral 2. instrumental	1. identifies visually and aurally the kinds of notes and rests in a song	MU5RH-Ia-b-1	• MISOSA5-module1,2
			2. recognizes rhythmic patterns using quarter note, half note, dotted half note, dotted quarter note, and eighth note in simple time signatures	MU5RH-Ia-b-2	• MISOSA5-module7
			3. identifies accurately the duration of notes and rests in 2 3 4 4, 4, 4 time signatures	MU5RH-Ic-e-3	• MISOSA5-module3,4,5
			4. creates different rhythmic patterns using notes and rests in time signatures as: 2 3 4 4, 4, 4	MU5RH-If-g-4	• MISOSA5-module7
			5. responds to metric pulses of music heard with appropriate conducting gestures	MU5RH-Ih-5	
SECOND QUARTER					
II. MELODY Musical Symbols and Concepts 1. Accidentals 2. F-Clef 3. Intervals 4. Scales (Pentatonic, C major, G major) 5. Melodic Contours	recognizes the musical symbols and demonstrates understanding of concepts pertaining to melody	accurate performance of songs following the musical symbols pertaining to melody indicated in the piece	1. recognizes the meaning and uses of F-Clef on the staff 	MU5ME-IIa-1	
			2. identifies the pitch names of each line and space on the F-Clef staff	MU5ME-IIa-2	

K to 12 BASIC EDUCATION CURRICULUM

CONTENT	CONTENT STANDARDS	PERFORMANCE STANDARDS	LEARNING COMPETENCY	CODE	LEARNING MATERIALS
					
			3. identifies the symbols: sharp (#), flat (b), and natural (♮)	MU5ME-IIb-3	
			4. recognizes aurally and visually, examples of melodic interval	MU5ME-IIc-4	
			5. identifies the notes of the intervals in the C major scale prime  2nd  3rd  4th 	MU5ME-IIc-5	<ul style="list-style-type: none"> MISOSA5-modules 10,11,12



K to 12 BASIC EDUCATION CURRICULUM

CONTENT	CONTENT STANDARDS	PERFORMANCE STANDARDS	LEARNING COMPETENCY	CODE	LEARNING MATERIALS
			 		
			6. identifies successive sounding of two pitches	MU5ME-IIId-6	
			7. identifies the beginning melodic contour of a musical example	MU5ME-IIId-7	
			8. determines the range of a musical example 8.1 wide 8.2 narrow	MU5ME-IIe-8	
			9. reads / sings notes in different scales - Pentatonic scale  - C major scale  - G major scale 	MU5ME-IIIf-9	<ul style="list-style-type: none"> MISOSA4- module12,14,15

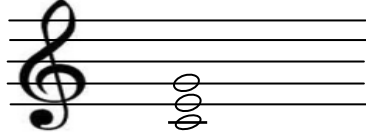
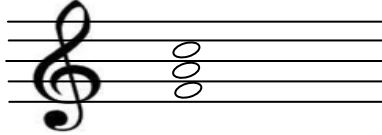
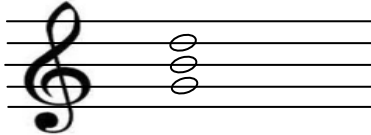
K to 12 BASIC EDUCATION CURRICULUM

CONTENT	CONTENT STANDARDS	PERFORMANCE STANDARDS	LEARNING COMPETENCY	CODE	LEARNING MATERIALS
			10. creates simple melodies	MU5ME-IIg-10	
			11. performs his/her own created melody	MU5ME-IIh-11	
THIRD QUARTER					
III. FORM Structure of Musical Sound 1. Strophic 2. Unitary	demonstrates understanding of the uses and meaning of musical terms in Form	performs the created song with appropriate musicality	1. recognizes the design or structure of simple musical forms: 1.1 unitary(one section) 1.2 strophic(same tune with 2 or more sections and 2 or more verses)	MU5FO-IIIa-1	
			2. creates a 4- line unitary song	MU5FO-IIIb-2	
			3. creates a 4 –line strophic song with 2 sections and 2 verses	MU5FO-IIIc-d-3	
IV. TIMBRE Vocal and Instrumental Sounds	demonstrates understanding of variations of sound density in music (lightness and heaviness) as applied to vocal and instrumental music	participates in a group performance to demonstrate different vocal and instrumental sounds	4. describes the characteristics of each type of voice	MU5TB-IIIe-1	
			5. identifies the following vocal timbres: 5.1 soprano 5.2 alto 5.3 tenor 5.4 bass	MU5TB-IIIe-2	• MISOSA4- module18
			6. identifies aurally and visually different instruments in: 6.1 rondalla 6.2 drum and lyre band 6.3 bamboo group/ensemble (<i>Pangkat Kawayan</i>) 6.4 other local indigenous ensembles	MU5TB-III f-3	
			7. participates actively in musical ensemble 7.1 choral 7.2 instrumental	MU5TB-IIIg-4	
			8. creates a variety of sounds emanating from the environment using available	MU5TB-IIIg-h-5	


K to 12 BASIC EDUCATION CURRICULUM

CONTENT	CONTENT STANDARDS	PERFORMANCE STANDARDS	LEARNING COMPETENCY	CODE	LEARNING MATERIALS
			sound sources		
FOURTH QUARTER					
V. DYNAMICS Variations of Volume in Musical Sound	demonstrates understanding of concepts pertaining to volume in music	applies dynamics to musical selections	1. identifies the different dynamic levels used in a song heard	MU5DY-IVa-b-1	
			2. uses appropriate musical terminology to indicate variations in dynamics, specifically: 2.1 piano (<i>p</i>) 2.2 mezzo piano (<i>mp</i>) 2.3 forte (<i>f</i>) 2.4 mezzo forte (<i>mf</i>) 2.5 crescendo  2.6 decrescendo 	MU5DY-IVa-b-2	<ul style="list-style-type: none"> MISOSA5-module16
VI. TEMPO Variations of Speed in Musical Sound	recognizes the musical symbols and demonstrates understanding of concepts pertaining to speed in music	applies appropriately, various tempo to vocal and instrumental performances	3. identifies the various tempo used in a song heard	MU5TP-IVc-1	
			4. uses appropriate musical terminology to indicate variations in tempo: 4.1 largo 4.2 presto 4.3 allegro 4.4 moderato 4.5 andante 4.6 vivace 4.7 ritardando 4.8 accelerando	MU5TP-IVc-d-2	<ul style="list-style-type: none"> MISOSA5-module17
VII. TEXTURE Densities of Musical Sound	demonstrates understanding of concepts pertaining to texture in music	recognizes examples of horizontal 3-part vocal or instrumental texture, aurally and visually	5. identifies aurally the texture of a musical piece	MU5TX-IVe-1	<ul style="list-style-type: none"> MISOSA5-module18
			6. performs 3-part rounds and partner songs	MU5TX-IVe-2	



K to 12 BASIC EDUCATION CURRICULUM

CONTENT	CONTENT STANDARDS	PERFORMANCE STANDARDS	LEARNING COMPETENCY	CODE	LEARNING MATERIALS
<p>VIII. HARMONY</p> <p>Introduction to Major Triad</p>	<p>recognizes the musical symbols and demonstrates understanding of harmonic intervals</p>	<p>performs a vocal or instrumental ensemble using the following major triads (I, IV, V)</p>	<p>7. identifies the intervals of the following major triads:</p> <p>7.1 tonic (I)</p>  <p>7.2 subdominant (IV)</p>  <p>7.3 dominant (V)</p> 	<p>MU5HA-IVf-g-1</p>	
			<p>8. uses the major triad as accompaniment to simple songs</p>		<p>MU5HA-IVh-2</p>




K to 12 BASIC EDUCATION CURRICULUM
GRADE 6
 ELEMENTS OF MUSIC

CONTENT	CONTENT STANDARDS	PERFORMANCE STANDARDS	LEARNING COMPETENCY	CODE	LEARNING MATERIALS
FIRST QUARTER					
I. RHYTHM Musical Symbols and Concepts: 1. Notes and Rests 2. Meters 3. Rhythmic Patterns 4. Time Signatures 5. Conducting	demonstrates understanding of the concept of rhythm by applying notes and rests, rhythmic patterns, and time signatures	responds to beats in music heard with appropriate conducting patterns of 2 3 4 and 6 4, 4, 4 8	1. identifies the notes / rests used in a particular song	MU6RH-Ia-1	
			2. differentiates among 2 3 4 6 4, 4, 4 and 8 time signatures	MU6RH-Ib-e-2	
			3. demonstrates the conducting gestures of 2 3 4 4, 4, 4 and 6 8 time signatures	MU6RH-Ib-e-3	
			4. identifies through conducting the relationship of the <i>first</i> and <i>last</i> measure in an incomplete measure	MU6RH-If-4	
			5. creates rhythmic patterns in 2 3 4 and 6 4, 4, 4 8 time signatures	MU6RH-Ig-h-5	
SECOND QUARTER					
II. MELODY 1. Intervals 2. Major Scales 3. Minor Scales	demonstrates the concept of melody by using intervals in major scales and in the minor scales	applies learned concepts of melody and other elements to composition and performance	1. demonstrates the ability to sing, read, and write simple musical notations in the: 1.1 Key of C Major 	MU6ME-IIa-1	<ul style="list-style-type: none"> MISOSA4-modules13,14 MISOSA6-module5,6



K to 12 BASIC EDUCATION CURRICULUM

CONTENT	CONTENT STANDARDS	PERFORMANCE STANDARDS	LEARNING COMPETENCY	CODE	LEARNING MATERIALS
			<p>1.2 Key of G Major</p>  <p>1.3 Key of F Major</p> 		
THIRD QUARTER					
<p>III. FORM</p> <p>1. Structure of Musical Forms</p> <p>1.1 binary (AB)</p> <p>1.2 ternary (ABA)</p> <p>1.3 rondo (ABACA)</p> <p>2. Repeat Marks</p> <p>2.1 Da Capo (D.C.)</p> <p>2.2 Dal Segno (D.S.)</p> <p>2.3 Al Fine (up to the</p>	<p>demonstrates understanding of the concept of musical forms and musical symbols (repeat marks) indicated</p>	<p>performs accurately the design or structure of a given musical piece</p>	<p>1. identifies simple musical forms</p> <p>1.1 binary (AB) -has 2 contrasting sections (AB)</p> <p>1.2 ternary (ABA)-has 3 sections, the third section similar to the first; (ABC) – has 3 sections</p> <p>1.3 rondo (ABACA) -has contrasting sections in between repetitions of the A section (ABACA)</p>	<p>MU6FO-IIIa-b-1</p>	

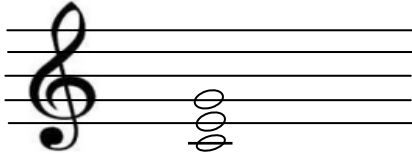
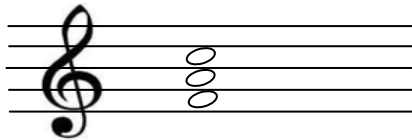
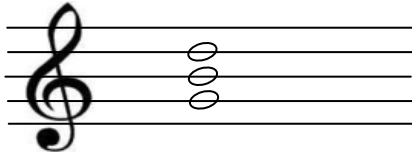
K to 12 BASIC EDUCATION CURRICULUM

CONTENT	CONTENT STANDARDS	PERFORMANCE STANDARDS	LEARNING COMPETENCY	CODE	LEARNING MATERIALS
<p>end) 2.4 D.C. al Fine (repeat from the beginning until the word Fine) 2.5 : : 2.6  2.7  (ending 1, ending 2)</p>			<p>2. analyzes the musical forms of the following songs: 2.1 <i>Leron, Leron, Sinta; Sitsiritsit</i> 2.2 Silent Night 2.3 Happy Birthday 2.4 Joy to the World 2.5 <i>Bahay Kubo</i> 2.6 <i>Ili-ili Tulog Anay</i> 2.7 <i>Paruparong Bukid</i> 2.8 <i>Ang Bayan Ko</i> 2.9 <i>Pamulinawen</i> 2.10 <i>Tinikling</i> 2.11 <i>Lupang Hinirang</i></p> <p>3. uses the different repeat marks that are related to form: 3.1 Da Capo (D.C.) 3.2 Dal Segno (D.S.) 3.3 Al Fine (up to the end) 3.4 D.C. al Fine (repeat from the beginning until the word Fine) 3.5 : : 3.6  (ending 1, ending 2)</p>	<p>MU6FO-IIIa-b-2</p> <p>MU6FO-IIIc-3</p>	<p>• MISOSA4-module17</p>
<p>IV. TIMBRE</p> <p>Introduction of Musical Instruments</p>	<p>demonstrates understanding of the concept of timbre through recognizing musical instruments aurally and visually</p>	<p>aurally determines the sound of a single instrument in any section of the orchestra</p>	<p>4. identifies visually and aurally the instrumental sections of the Western orchestra</p> <p>5. distinguishes aurally the sound of each section of the Western orchestra</p> <p>6. identifies the characteristics of each instrument in each section of the orchestra</p> <p>7. describes the distinct sound quality of the different instruments of the orchestra</p>	<p>MU6TB-IIIId-1</p> <p>MU6TB-IIIId-e-2</p> <p>MU6TB-IIIId-3</p> <p>MU6TB-IIIId-e-4</p>	

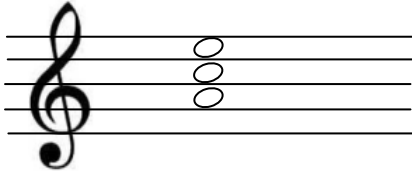
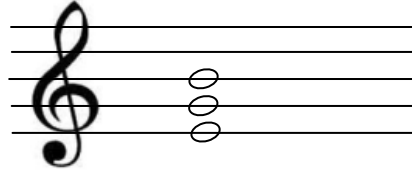
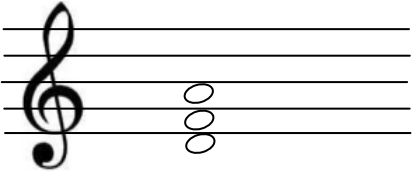
K to 12 BASIC EDUCATION CURRICULUM

CONTENT	CONTENT STANDARDS	PERFORMANCE STANDARDS	LEARNING COMPETENCY	CODE	LEARNING MATERIALS
V. DYNAMICS Variations in Dynamics	demonstrates understanding of the concept of dynamics through a wide variety of dynamic levels	applies the appropriate dynamic levels in vocal and instrumental music	8. distinguishes varied dynamic levels in a music heard 8.1 piano (<i>p</i>) 8.2 mezzo piano (<i>mp</i>) 8.3 pianissimo (<i>pp</i>) 8.4 forte (<i>f</i>) 8.5 mezzo forte (<i>mf</i>) 8.6 fortissimo (<i>ff</i>) 8.7 crescendo  8.8 decrescendo 	MU6DY-IIIIf-g-1	
			9. uses varied dynamic levels in a song	MU6DY-IIIh-2	
FOURTH QUARTER					
VI. TEMPO Variations of Tempo	demonstrates understanding of the various <i>tempo</i>	performs a given song, using tempo marks appropriately	1. identifies the different tempo in a given song or music: -allegro -andante -ritardando -accelerando -largo -presto -vivace	MU6TX-IVa-b-1	
			2. distinguishes between <i>ritardando</i> and <i>accelerando</i> as used in a song	MU6TX-IVa-b-2	
			3. demonstrates the different kinds of tempo by following tempo marks in a familiar song Ex: " <i>Pandangguhan</i> "	MU6TX-IVa-b-3	
VII. TEXTURE Variations in Texture 1. Monophony 2. Homophony 3. Polyphony	demonstrates the concept of texture as: 1. <i>monophonic</i> (one voice) 2. <i>homophonic</i> (voice and accompaniment) 3. <i>polyphonic</i> (many voices)	performs accurately a given song with monophonic, homophonic, and polyphonic textures	4. identifies aurally the texture of musical pieces 4.1 monophonic 4.2 homophonic 4.3 polyphonic	MU6TX-IVc-d-1	
			5. Identifies different textures 5.1 Vocal 5.1.1 solo voice 5.1.2 solo voice with	MU6TX-IVc-d-2	

K to 12 BASIC EDUCATION CURRICULUM

CONTENT	CONTENT STANDARDS	PERFORMANCE STANDARDS	LEARNING COMPETENCY	CODE	LEARNING MATERIALS
			accompaniment 5.1.3 duet, partner songs, round songs 5.2 Instrumental 5.2.1 solo 5.2.2 ensemble		
			6. distinguishes monophonic, homophonic, and polyphonic textures	MU6TX-IVc-d-3	
			7. applies primary chords (I, IV, V) as accompaniment to simple songs	MU6TX-IVc-d-4	
VIII. HARMONY 1. Primary Chords 2. Harmony in Group Performances	demonstrates understanding of the concepts of harmony through the intervals that constitute the primary chords of major and minor scales in music	demonstrates harmony in group performances 1. choir 2. rondalla 3. lyre band	8. identifies the intervals of the following major triads:  tonic (I)  subdominant (IV)  dominant (V)	MU6HA-IVe-1	

K to 12 BASIC EDUCATION CURRICULUM

CONTENT	CONTENT STANDARDS	PERFORMANCE STANDARDS	LEARNING COMPETENCY	CODE	LEARNING MATERIALS
			<p>9. identifies the primary chords of its relative minor scales</p> <p>9.1 A minor (Am)</p> <p>9.2 D minor (Dm)</p> <p>9.3 E minor (Em)</p>  <p align="center">A minor</p>  <p align="center">E minor</p>  <p align="center">D minor</p>	<p>MU6HA-IVf-2</p>	
			<p>10. distinguishes the sound of a major chord from a minor chord</p>	<p>MU6HA-IVe-f-3</p>	
			<p>11. uses the major triad as accompaniment to simple songs</p>	<p>MU6HA-IVg-h-4</p>	

K to 12 BASIC EDUCATION CURRICULUM
GRADE 7
MUSIC OF THE PHILIPPINES

CONTENT	CONTENT STANDARDS	PERFORMANCE STANDARDS	LEARNING COMPETENCY	CODE	LEARNING MATERIALS
FIRST QUARTER					
Music of Luzon (Lowlands) Geographical and Cultural Background 1. Vocal Music a) Performance practice; b) Folk songs; c) Sacred (Liturgical and Devotional) music: <i>Mass, Pastores, Senakulo, Pasyon, Salubong, Flores de Mayo, Santacruzari</i> ; d) Secular music: <i>Harana, Balitaw, Kumintang</i> , Polka; e) Art music: <i>Kundiman</i> . 2. Instrumental Music a) <i>Rondalla</i> ; b) Brass Band; c) <i>Musikong Bumbong</i> d) Bamboo organ; e) <i>Angklung</i> ensemble; f) <i>Himig Pangkat Kawayan</i> .	<i>The Learner...</i> demonstrates understanding of the musical characteristics of representative music from the lowlands of Luzon	<i>The Learner...</i> performs music of the lowlands with appropriate pitch, rhythm, expression and style	<i>The learner . . .</i> 1. identifies the musical characteristics of representative music selections from the lowlands of Luzon after listening;	MU7LU-Ia-1	
			2. analyzes the musical elements of some Lowland vocal and instrumental music selections;	MU7LU-Ia-2	
			3. explains the distinguishing characteristics of representative Philippine music selections from Luzon in relation to its culture and geography;	MU7LU-Ib-3	
			4. explores ways of producing sounds on a variety of sources that is similar to the instruments being studied;	MU7LU-Ib-f-4	
			5. improvises simple rhythmic/melodic accompaniments to selected music from the Lowlands of Luzon;	MU7LU-Ic-f-5	
			6. performs instruments/improvised instruments from Luzon lowlands;	MU7LU-Ig-h-6	
			7. sings folksongs from the lowlands of Luzon;	MU7LU-Ia-h-7	
			8. creates appropriate movements or gestures to accompany the music selections of the Lowlands of Luzon;	MU7LU-Ia-h-8	

K to 12 BASIC EDUCATION CURRICULUM

CONTENT	CONTENT STANDARDS	PERFORMANCE STANDARDS	LEARNING COMPETENCY	CODE	LEARNING MATERIALS
			9. provides harmonic accompaniments to selected music of the Lowlands of Luzon;	MU7LU-Id-9	
			10. evaluates music and music performances applying knowledge of musical elements and styles.	MU7LU-Ic-h-10	
SECOND QUARTER					
<p>Music of Cordillera, Mindoro, Palawan, and the Visayas</p> <p>A. Cordillera</p> <p>Geographical, cultural, and historical background</p> <ol style="list-style-type: none"> 1. Vocal Music; <ol style="list-style-type: none"> a) Performance practice; b) Representative songs/genre (<i>salidummay, oggayam, ba-diw</i>). 2. Instrumental Music <ol style="list-style-type: none"> a) <i>Gangsa</i> ensemble; b) Bamboo solo/ensemble. <p>B. Mindoro and Palawan</p> <ol style="list-style-type: none"> 1. Vocal Music; <ol style="list-style-type: none"> a) Performance practice; b) Representative songs/genre (Vocal chants -<i>Ambahan, Igway</i>). 2. Instrumental Music <ol style="list-style-type: none"> a) Instrumental ensembles: 	<p>The Learner...</p> <p>demonstrates understanding of the musical characteristics of representative music from the highlands of Luzon, Mindoro, Palawan, and the Visayas</p>	<p>The Learner...</p> <p>performs selected vocal and instrumental music of Cordillera, Mindoro, Palawan and the Visayas in appropriate style</p>	<p>The Learner...</p> <ol style="list-style-type: none"> 1. identifies the musical characteristics of representative selections of Cordillera, Mindoro, Palawan and of the Visayas after listening; 2. analyzes the musical elements of some vocal and instrumental selections from Cordillera, Mindoro, Palawan and of the Visayas after listening; 3. explains the distinguishing characteristics of representative music from Cordillera, Mindoro, Palawan and of the Visayas in relation to its culture and geography; 4. explores ways of producing sounds on a variety of sources similar to instruments being studied; 5. improvises simple rhythmic/melodic accompaniments to selected music from the Cordillera, Mindoro, Palawan and of the Visayas; 6. performs instruments/improvised 	<p>MU7LV-IIa-f-1</p> <p>MU7LV-IIa-f-2</p> <p>MU7LV-IIb-f-3</p> <p>MU7LV-IIb-g-4</p> <p>MU7LV-IIb-g-5</p> <p>MU7LV-IIb-g-6</p>	

K to 12 BASIC EDUCATION CURRICULUM

CONTENT	CONTENT STANDARDS	PERFORMANCE STANDARDS	LEARNING COMPETENCY	CODE	LEARNING MATERIALS
<p>Bamboo / Gong ensemble ; b) Solo instruments.</p> <p>C. Visayas</p> <p>1. Vocal Music a) Performance practice; b) Representative songs/genre: <i>Balitao-Visayan, Pastores-Christmas, Kanta-Folksong, Ballad, Lullaby, Courtship, and Comoso</i> - Ilonggo narrative song.</p> <p>2. Instrumental Music a) Instrumental ensembles: <i>Rondalla, Tultogan, Harp, Band, "Bird Dance" Binanog</i> (Panay, Bukidnon)</p>			instruments from Cordillera, Mindoro, Palawan and of the Visayas, alone and/or with others'		
			7. provides accompaniment to selected music of the Cordillera, Mindoro, Palawan and of the Visayas;	MU7LV-IIb-g-7	
			8. sing songs from the Cordillera, Mindoro, Palawan and of the Visayas;	MU7LV-IIa-f-8	
			9. creates appropriate movements to accompany music from the Cordillera, Mindoro, Palawan and of the Visayas;	MU7LV-IIC-h-9	
			10. evaluates music and music performances applying knowledge of musical elements and style.	MU7LV-IIC-h-10	
THIRD QUARTER					
<p>Music of Mindanao</p> <p>A. Islamic Music</p> <p>1. Vocal music: a) chants; b) lullaby.</p> <p>2. Instrumental Ensemble: a) <i>Kulintang</i> ensemble ; b) bamboo ensemble ;</p>	<p><i>The Learner...</i></p> <p>demonstrates understanding of the musical characteristics of representative music from Mindanao</p>	<p><i>The Learner...</i></p> <p>performs music of Mindanao with appropriate expression and style</p>	<p>The Learner...</p> <p>1. identifies the musical characteristics of representative music selections from Mindanao after listening;</p>	MU7MN-IIIa-g-1	
			2. analyzes the musical elements of some Mindanao vocal and instrumental music;	MU7MN-IIIa-g-2	
			3. explains the distinguishing characteristics of	MU7MN-IIIa-g-3	

K to 12 BASIC EDUCATION CURRICULUM

CONTENT	CONTENT STANDARDS	PERFORMANCE STANDARDS	LEARNING COMPETENCY	CODE	LEARNING MATERIALS
c) solo instruments. 3. Non-Islamic a) Christian; b) <i>Lumad</i> : (Folk songs of Zamboanga, Butuan and Tausug).			representative music selections of Mindanao in relation to its culture and geography;		
			4. explores ways of producing sounds on a variety of sources that is similar to the instruments being studied;	MU7MN-IIIb-h-4	
			5. improvises simple rhythmic/melodic accompaniments to selected music from Mindanao;	MU7LV-IIIc-h-5	
			6. perform instruments/improvised instruments from Mindanao, alone and/or with others;	MU7LV-IIIc-h-6	
			7. sing songs from Mindanao;	MU7LV-IIIId-h-7	
			8. creates appropriate movements or gestures to accompany the music selections of Mindanao;	MU7LV-IIIc-8	
			9. provides accompaniment to selected music of Mindanao;	MU7LV-IIIc-h-9	
			10. evaluates music selections and music performances applying knowledge of musical elements and style.	MU7LV-IIIb-h-10	
FOURTH QUARTER					
Philippine Festivals a) Aklan – Ati-atihan b) Davao - Kadayawan c) Marinduque – Moriones	<i>The Learner...</i> 1. demonstrates understanding and application of musical	<i>The Learner...</i> 1. performs excerpts/selections from Philippine musical	The Learner... 1. identifies musical characteristics of selected Philippine festivals and theatrical forms through video or live performances;	MU7FT-IVa-g-1	

K to 12 BASIC EDUCATION CURRICULUM

CONTENT	CONTENT STANDARDS	PERFORMANCE STANDARDS	LEARNING COMPETENCY	CODE	LEARNING MATERIALS
<p>d) Cebu – Sinulog e) Bicol – Ibalon f) Batangas – Sublian</p> <p>Theatrical Forms</p> <p>a) Komedyang/Moromoro/Arakyo b) Sarsuela c) Bodabil</p>	<p>skills related to selected Philippine Festivals</p> <p>2. demonstrates understanding and application of musical skills related to theater</p>	<p>theater</p> <p>2. performs songs and dances from selected Philippine festivals</p>	2. narrate the origins and cultural background of selected Philippine festival/s;	MU7FT-IVa-d-2	
			3. creates movements to music of a particular Philippine festival;	MU7FT-IVa-d-3	
			4. describes how the music contributes to the performance of the musical production;	MU7FT-IVe-h-4	
			5. explains the distinguishing characteristics of representative Philippine festivals and theatrical forms;	MU7FT-IVa-h-5	
			6. describes how a specific idea or story is communicated through music in a particular Philippine musical theater;	MU7FT-IVe-h-6	
			7. sing selection/s from chosen Philippine musical theater;	MU7FT-IVe-h-7	

K to 12 BASIC EDUCATION CURRICULUM
GRADE 8
MUSIC OF ASIA

CONTENT	CONTENT STANDARDS	PERFORMANCE STANDARDS	LEARNING COMPETENCY	CODE	LEARNING MATERIALS
FIRST QUARTER					
<p>MUSIC OF SOUTHEAST ASIA</p> <p>Geographical, historical and cultural background</p> <ol style="list-style-type: none"> 1. Indonesia-Gamelan <ol style="list-style-type: none"> a. Javanese; b. Balinese. 2. Thailand-<i>Piphat</i> 3. Cambodia-<i>Pinpeat</i> 4. Myanmar-<i>Saung Gauk</i> 	<p><i>The Learner...</i></p> <p>demonstrates understanding of common musical characteristics of the region as well as unique characteristics of a particular Southeast Asian country.</p>	<p><i>The Learner...</i></p> <p>performs Southeast Asian songs with appropriate pitch, rhythm, expression and style.</p>	<p>The Learner...</p> <ol style="list-style-type: none"> 1. explains how the music of a Southeast Asian country relates to its geography and culture; 	MU8SE-Ia-h-1	
			<ol style="list-style-type: none"> 2. listens perceptively to music of Southeast Asia; 	MU8SE-Ia-h-2	
			<ol style="list-style-type: none"> 3. sings songs of Southeast Asia; 	MU8SE-Ic-h-3	
			<ol style="list-style-type: none"> 4. analyzes musical elements of selected songs and instrumental pieces heard and performed; 	MU8SE-Ib-h-4	
			<ol style="list-style-type: none"> 5. explores ways of producing sounds on a variety of sources that would simulate instruments being studied; 	MU8SE-Ic-h-5	
			<ol style="list-style-type: none"> 6. improvises simple accompaniment to selected Southeast Asian music; 	MU8SE-Ic-h-6	
			<ol style="list-style-type: none"> 7. performs on available instruments from Southeast Asia; 	MU8SE-Ic-h-7	
			<ol style="list-style-type: none"> 8. evaluates music and music performances applying knowledge of musical elements and style. 	MU8SE-Ic-h-8	

K to 12 BASIC EDUCATION CURRICULUM

CONTENT	CONTENT STANDARDS	PERFORMANCE STANDARDS	LEARNING COMPETENCY	CODE	LEARNING MATERIALS
SECOND QUARTER					
Music of East Asia 1. China 2. Japan 3. Korea a) Geographical, historical and cultural background b) Traditional instruments (idiophones, aerophones, membranophones, and chordophones) c) Instrumental pieces (solo and ensemble) d) Folksongs and ritual music e) K-Pop and J-Pop	<i>The Learner...</i> demonstrates understanding of common and distinct musical characteristics of East Asian countries	<i>The Learner...</i> performs East Asian music with appropriate pitch, rhythm, expression and style	The Learner... 1. explains how East Asian music relates to its geography and culture;	MU8SE-IIa-g-1	
			2. listens perceptively to music of East Asia;	MU8SE-IIa-h-2	
			3. sings songs of East Asia;	MU8SE-IIc-h-3	
			4. analyzes musical elements of selected songs and instrumental pieces heard and performed;	MU8SE-IIc-h-4	
			5. explores ways of producing sounds on a variety of sources that would simulate instruments being studied;	MU8SE-IIb-h-5	
			6. improvises simple accompaniment to selected East Asian music;	MU8SE-IIc-h-6	
			7. performs on available instruments from East Asia;	MU8SE-IIb-h-7	
			8. evaluates music and music performances applying knowledge of musical elements and style.	MU8SE-IIb-h-8	
THIRD QUARTER					
Music of South Asia and Middle East 1. India 2. Israel	<i>The Learner...</i> demonstrates an understanding of common and distinct	<i>The Learner...</i> performs South Asia and the Middle East music with appropriate	The Learner... 1. explains how music of a South Asian and the Middle East country relate to its geography and culture;	MU8WS-IIIa-g-1	

K to 12 BASIC EDUCATION CURRICULUM

CONTENT	CONTENT STANDARDS	PERFORMANCE STANDARDS	LEARNING COMPETENCY	CODE	LEARNING MATERIALS
a) Geographical, historical and cultural background; b) Traditional instruments (idiophones, aerophones, membranophones, and chordophones) ; c) Instrumental pieces (solo and ensemble); d) Folksongs and ritual music	musical characteristics of South Asia and the Middle East.	pitch, rhythm, expression and style.	2. listens perceptively to music of South Asia and the Middle East;	MU8WS-IIIa-h-2	
			3. sings songs of South Asia and the Middle East;	MU8WS-IIIc-g-3	
			4. analyzes musical elements of selected songs and instrumental pieces heard and performed;	MU8WS-IIIc-h-4	
			5. explores ways of producing sounds on a variety of sources that would simulate instruments being studied;	MU8WS-IIIc-h-5	
			6. improvises simple accompaniment to selected South Asia and the Middle East music;	MU8WS-IIIb-h-6	
			7. performs on available instruments from South Asia and Middle East;	MU8WS-IIIb-h-7	
			8. evaluates music and music performances applying knowledge of musical elements and style.	MU8WS-IIIc-h-8	
			FOURTH QUARTER		
Traditional Asian Theater Music 1. <i>Wayang Kulit</i> ; 2. Kabuki; 3. Peking Opera.	<i>The Learner...</i> demonstrates understanding and application of musical skills related to selected traditional Asian theater	<i>The Learner...</i> performs excerpts from traditional Asian theater with appropriate pitch, rhythm, expression, and style	The Learner... 1. identifies musical characteristics of selected Asian musical theater through video films or live performances;	MU8TH-IVa-g-1	
			2. sing selection/s from chosen Asian musical	MU8TH-IVa-g-2	

K to 12 BASIC EDUCATION CURRICULUM

CONTENT	CONTENT STANDARDS	PERFORMANCE STANDARDS	LEARNING COMPETENCY	CODE	LEARNING MATERIALS
			theater;		
			3. describe how the musical elements contribute to the performance of the musical production;	MU8TH-IVb-h-3	
			4. identifies the instruments that accompany Kabuki, <i>Wayang Kulit</i> , Peking Opera;	MU8TH-IVa-g-4	
			5. explains the distinguishing characteristics of representative Asian musical theater;	MU8TH-IVa-g-5	
			6. describe how a specific idea or story is communicated through music in a particular Asian musical theater;	MU8TH-IVa-g-6	
			7. creates/improvises appropriate sound, music, gesture, movements, props and costume for performance of a chosen Asian traditional musical and theatrical form;	MU8TH-IVb-h-7	
			8. evaluates music and music performances applying knowledge of musical elements and style.	MU8TH-IVc-h-8	

K to 12 BASIC EDUCATION CURRICULUM
GRADE 9
HISTORY OF WESTERN MUSIC

CONTENT	CONTENT STANDARDS	PERFORMANCE STANDARDS	LEARNING COMPETENCY	CODE	LEARNING MATERIALS
FIRST QUARTER					
<p>1. MUSIC OF THE MEDIEVAL PERIOD (700-1400)</p> <p>a) Historical and cultural background; b) Gregorian chants; c) Troubadour music; d) Composer - Adam de la Halle.</p> <p>2. RENAISSANCE PERIOD (1400-1600)</p> <p>a) Historical and cultural background; b) Mass; c) Madrigal; d) Composers - Giovanni da Palestrina and Thomas Morley.</p> <p>3. MUSIC OF THE BAROQUE PERIOD (1685-1750)</p> <p>a) Historical and cultural background; b) <i>Concerto Grosso</i>, <i>Fugue</i> c) Oratorio and chorale d) Composers: Johann Sebastian Bach and</p>	<p><i>The Learner...</i></p> <p>demonstrates understanding of characteristic features of the Medieval, Renaissance and Baroque period music</p>	<p><i>The Learner...</i></p> <p>performs selected songs from Medieval, renaissance and baroque periods</p> <p>a) Chants; b) Madrigals; c) excerpts from oratorio; d) chorales; e) <i>troubadour</i>.</p>	<p>The Learner...</p> <p>1. listens perceptively to selected vocal and instrumental music of Medieval, Renaissance and Baroque music;</p>	MU9MRB-Ia-h-1	
			<p>2. explains the performance practice (setting, composition, role of composers/performers, and audience) during Medieval, Renaissance and Baroque periods;</p>	MU9MRB -Ia-h-2	
			<p>3. relates Medieval, Renaissance and Baroque music to its historical and cultural background through dramatization;</p>	MU9MRB -Ic-f-3	
			<p>4. sings Medieval chant, troubadour song, madrigal, chorale and selections from oratorio with correct pitch, rhythm, expression and style;</p>	MU9MRB -Ib-h-4	
			<p>5. describes musical elements of given Medieval, Renaissance and Baroque music;</p>	MU9MRB -Ib-f-5	
			<p>6. explores other arts and media that portray Medieval, Renaissance and Baroque elements;</p>	MU9MRB -Ib-f-6	
			<p>7. improvises appropriate accompaniment to given</p>	MU9MRB -Ib-d-7	

K to 12 BASIC EDUCATION CURRICULUM

CONTENT	CONTENT STANDARDS	PERFORMANCE STANDARDS	LEARNING COMPETENCY	CODE	LEARNING MATERIALS
George Friedrich Handel			Medieval and Renaissance songs;		
			8. create and or perform songs in Gregorian and troubadour styles;	MU9MRB-Ib-h-8	
			9. play simple melodies of a chorale and provide accompaniment.	MU9MRB-Ib-h-9	
SECOND QUARTER					
MUSIC OF THE CLASSICAL PERIOD (1750-1820) a) Historical and cultural background; b) Sonata, sonata allegro form, concerto, symphony; c) Composers: Franz Josef Haydn, Wolfgang Amadeus Mozart, and Ludwig van Beethoven.	<i>The Learner...</i> demonstrates understanding of characteristic features of Classical period music	<i>The Learner...</i> sings and performs themes of symphonies and other instrumental forms	The Learner... 1. narrates the life and works of classical composers after video and movie showing;	MU9CL-IIa-f-1	
			2. relates Classical music to its historical and cultural background;	MU9CL-IIa-f-2	
			3. explains the performance practice (setting, composition, role of composers/performers, and audience) during Classical period;	MU9CL-IIa-f-3	
			4. listens perceptively to selected Classical period music;	MU9CL-IIb-g-4	
			5. describes musical elements of given Classical period pieces;	MU9CL-IIb-g-5	
			6. analyzes sonata allegro form;	MU9CL-IIe-h-6	
			7. sings themes or melodic fragments of given Classical period pieces;	MU9CL-IIb-h-7	
			8. explores other arts and media that portrays Classical elements;	MU9CL-IIb-h-8	
			9. improvises appropriate accompaniment to given short and simple Classical pieces.	MU9CL-IIe-9	

K to 12 BASIC EDUCATION CURRICULUM

CONTENT	CONTENT STANDARDS	PERFORMANCE STANDARDS	LEARNING COMPETENCY	CODE	LEARNING MATERIALS
THIRD QUARTER					
INSTRUMENTAL MUSIC OF THE ROMANTIC PERIOD (1820-1900) a) Historical and cultural background; b) Program music; c) Piano music; d) Composers: Frederic Chopin, Peter Illych Tchaikovsky, Franz Liszt, and Camille Saint-Saens.	<i>The Learner...</i> demonstrates understanding of characteristic features of instrumental Romantic music	<i>The Learner...</i> sings and performs themes of selected instrumental pieces	The Learner... 1. narrates the life and works of romantic composers after video and movie showing;	MU9RO-IIIa-h-1	
			2. relates Romantic period music to its historical and cultural background;	MU9RO-IIIa-2	
			3. explains the performance practice (setting, composition, role of composers/performers, and audience) during the Romantic period;	MU9RO-IIIb-h-3	
			4. listens perceptively to selected Romantic period music ;	MU9RO-IIIb-h-4	
			5. describes musical elements of given Romantic period pieces;	MU9RO-IIIb-h-5	
			6. sings themes or melodic fragments of given Romantic period pieces;	MU9RO-IIIe-h-6	
			7. explores other arts and media that portray Romantic period elements;	MU9RO-IIIc-h-7	
			8. improvises appropriate accompaniment to given short and simple Romantic period pieces.	MU9RO-IIIc-h-8	
FOURTH QUARTER					
Vocal Music of the Romantic Period	<i>The Learner...</i> demonstrates understanding of	<i>The Learner...</i> sings and performs themes of selected songs	The Learner... 1. narrates the plot, musical and theatrical elements of an opera after video and movie showing;	MU9OP-IVa-g-1	

K to 12 BASIC EDUCATION CURRICULUM

CONTENT	CONTENT STANDARDS	PERFORMANCE STANDARDS	LEARNING COMPETENCY	CODE	LEARNING MATERIALS
a) Art song b) Opera c) Composers: Franz Schubert, Guiseppe Verdi, Giacomo Puccini, and Richard Wagner	characteristic features of vocal music of the Romantic period		2. listens perceptively to selected art songs and excerpts of opera ;	MU9OP-IVa-g-2	
			3. sings themes or melodic fragments of given selected songs;	MU9OP-IVb-h-3	
			4. explores other arts and media that portray Romantic period elements;	MU9OP-IVb-h-4	
			5. creates / improvises appropriate sounds, music, gestures, movements, and costumes for a chosen opera.	MU9OP-IVb-h-5	

K to 12 BASIC EDUCATION CURRICULUM
MUSIC - GRADE 10
MUSIC OF THE 20TH CENTURY

CONTENT	CONTENT STANDARDS	PERFORMANCE STANDARDS	LEARNING COMPETENCY	CODE	LEARNING MATERIALS
FIRST QUARTER					
<p>A. Impressionism</p> <p>a) Historical and cultural background b) Composers: Claude Debussy, and Maurice Ravel</p> <p>B. Expressionism</p> <p>a) Historical and cultural background b) Composer: Schoenberg</p> <p>C. Others</p> <p>a) Electronic music b) Chance music</p>	<p><i>The Learner...</i></p> <p>demonstrates understanding of 20th century music styles and characteristic features.</p>	<p><i>The Learner...</i></p> <p>creates musical pieces using particular style/s of the 20th Century.</p>	<p>The Learner...</p> <p>1. listens perceptively to selected 20th century music;</p>	MU10TC-Ia-h-1	
			<p>2. describes distinctive musical elements of given pieces in 20th century styles;</p>	MU10TC-Ia-h-2	
			<p>3. relates 20th century music to its historical and cultural background;</p>	MU10TC-Ia-g-3	
			<p>4. explains the performance practice (setting, composition, role of composers/performers, and audience) of 20th century music;</p>	MU10TC-Ib-g-4	
			<p>5. sings melodic fragments of given Impressionism period pieces;</p>	MU10TC-Ib-5	
			<p>6. explores other arts and media that portray 20th century elements through video films or live performances;</p>	MU10TC-Ic-h-6	
			<p>7. create short electronic and chance music pieces using knowledge of 20th century styles.</p>	MU10TC-Ic-h-7	
SECOND QUARTER					
<p>AFRO-LATIN AND POPULAR MUSIC</p> <p>1. Historical and (cultural background of African</p>	<p><i>The Learner...</i></p> <p>demonstrates understanding of characteristic features of Afro-Latin American</p>	<p><i>The Learner...</i></p> <p>performs vocal and dance forms of Afro-Latin American music and selections of Popular</p>	<p>The Learner...</p> <p>1. observes dance styles, instruments, and rhythms of Afro Latin American and popular music through video, movies and live</p>	MU10AP-IIa-g-1	

K to 12 BASIC EDUCATION CURRICULUM

CONTENT	CONTENT STANDARDS	PERFORMANCE STANDARDS	LEARNING COMPETENCY	CODE	LEARNING MATERIALS
and Latin American music 2. Background of Popular music 3. African music a. Rhythms: <i>Maracatu</i> b. Vocal forms: blues, soul, spiritual, call and response 4. Latin American music a. Instruments b. Vocal and Dance form: Cumbia, tango, cha-cha. Rumba, bossanova, reggae, foxtrot, pasa doble 5. Jazz a. Instrumental forms: ragtime, big band, bebop, jazz rock 6. Popular music a. Ballad, standard, rock and roll, alternative music, disco	music and Popular music	music	performances;		
			2. describes the historical and cultural background of Afro-Latin American and popular music;	MU10AP-IIa-g-2	
			3. listens perceptively to Afro-Latin American and popular music ;	MU10AP-IIa-h-3	
			4. dances to different selected styles of Afro-Latin American and popular music;	MU10AP-IIa-h-4	
			5. analyzes musical characteristics of Afro-Latin American and popular music;	MU10AP-IIa-h-5	
			6. sings selections of Afro-Latin American and popular music in appropriate pitch, rhythm, style, and expression;	MU10AP-IIa-h-6	
			7. explores ways of creating sounds on a variety of sources suitable to chosen vocal and instrumental selections;	MU10AP-IIa-7	
			8. improvises simple vocal/instrumental accompaniments to selected songs;	MU10AP-IIe-f-8	
			9. choreographs a chosen dance music;	MU10AP-IIb-d-9	
			10. evaluates music and music performances using knowledge of musical elements and style.	MU10AP-IIa-h-10	

K to 12 BASIC EDUCATION CURRICULUM

CONTENT	CONTENT STANDARDS	PERFORMANCE STANDARDS	LEARNING COMPETENCY	CODE	LEARNING MATERIALS
THIRD QUARTER					
<p>CONTEMPORARY PHILIPPINE MUSIC (Minimum of 4 composers for each)</p> <p>1. Traditional Composers</p> <ul style="list-style-type: none"> a. Lucio San Pedro b. Antonino Buenaventura c. Antonio Molina d. Alfredo Buenaventura e. Rodolfo Cornejo f. Bernardino Custodio g. Antonio Buencamino h. Hilarion Rubio i. Rosendo Santos j. Ryan Cayabyab <p>2. New Music</p> <ul style="list-style-type: none"> a. Chino Toledo b. Ramon Santos c. Jose Maceda d. Manuel Maramba e. Lucrecia Kasilag f. Francisco Feliciano g. Jerry Dadap h. Jonas Baes <p>3. Song Composer</p> <ul style="list-style-type: none"> a. Constancio de Guzman b. Mike Velarde 	<p><i>The Learner...</i></p> <p>demonstrates understanding of characteristic features of contemporary music</p>	<p><i>The Learner...</i></p> <p>sings contemporary songs</p>	<p>The Learner...</p> <ol style="list-style-type: none"> 1. listens perceptively to excerpts of major Contemporary works; 2. describes characteristics of traditional and new music; 3. gives a brief biography of selected Contemporary Philippine composer/s ; 4. sings selections of Contemporary music with appropriate pitch, rhythm, style, and expression; 5. explores ways of creating sounds on a variety of sources; 6. improvises simple vocal/instrumental accompaniments to selected songs; 7. create a musical on the life of a selected contemporary Philippine composer; 8. evaluates music and music performances using knowledge of musical elements and style. 	<p>MU10CM-IIIa-h-1</p> <p>MU10CM-IIIa-h-2</p> <p>MU10CM-IIIc-g-3</p> <p>MU10CM-IIIb-h-4</p> <p>MU10CM-IIIId-e-5</p> <p>MU10CM-IIIId-e-5</p> <p>MU10CM-IIIg-h-7</p> <p>MU10CM-IIIh-8</p>	

K to 12 BASIC EDUCATION CURRICULUM

CONTENT	CONTENT STANDARDS	PERFORMANCE STANDARDS	LEARNING COMPETENCY	CODE	LEARNING MATERIALS
c. Ernani Cuenco d. Restie Umali e. George Canseco f. Levi Celerio g. Angel Pena h. Leopoldo Silos i. Santiago Suarez					
FOURTH QUARTER					
<p>20th and 21st century MULTIMEDIA FORMS</p> <p>1. OPERA</p> <p>a) <i>La Loba Negra</i> b) <i>Noli Me Tangere</i> c) <i>El Filibusterismo</i></p> <p>2. BALLET</p> <p>a) <i>Lola Basyang</i> b) <i>Rama Hari</i></p> <p>3. MUSICAL PLAY</p> <p>a) Andres Bonifacio b) Atang c) Katy d) Florante at Laura e) <i>Daragang Magayon</i> f) <i>Noli Me Tangere</i> g) <i>El Filibusterismo</i> h) Magsimula ka</p>	<p><i>The Learner...</i></p> <p>1. demonstrates understanding of characteristic features of 20th and 21st century opera musical play, ballet and other multimedia forms.</p> <p>2. demonstrates understanding of the relationship among music, technology, and media.</p>	<p><i>The Learner...</i></p> <p>1. performs selections from musical plays, ballet, opera in a satisfactory level of performance.</p> <p>2. creates a musical work using media & technology.</p>	<p>The Learner...</p> <p>1. describes how an idea or story in a musical play is presented in a live performance or video;</p> <p>2. explains how theatrical elements in a selected part of a musical play are combined with music and media to achieve certain effects;</p> <p>3. sings selections from musical plays and opera expressively;</p> <p>4. creates / improvises appropriate sounds, music, gestures, movements, and costume using media and technology for a selected part of a musical play;</p> <p>5. present an excerpt from a 20th or 21st century Philippine musical and highlight its similarities and differences to other western musical play.</p>	<p>MU10MM-IIIa-h-1</p> <p>MU10MM-IIIa-h-2</p> <p>MU10MM-IIIc-h-3</p> <p>MU10MM-IIIc-h-4</p> <p>MU10MM-IIIg-h-5</p>	

K to 12 BASIC EDUCATION CURRICULUM

GLOSSARY

Accent	emphasis/stress on a note, making it louder than the other notes
Accelerando	becoming faster
Aerophone	Any musical instrument that produces sound primarily by causing a body of air to vibrate, without the use of strings or membrane.
Allegro	fast
Alto	female voice of low range
Alternative music	A type of rock music that originated from the 1980s.
Andante	moderately slow, walking pace
Angklung	An instrument, originally from Indonesia, made of two bamboo tubes attached to a bamboo frame.
Art song	A vocal musical composition usually written for one voice with piano accompaniment.
Ballad	A slow or sentimental romantic song.
Ballet	An artistic dance form performed to music, using precise and highly formalized set steps and gestures.
Barline	a vertical line that divides the staff into measures
Bass	male voice of low range
Beat	regular, recurrent pulsation that divides music into equal units of time
Bebop	Jazz music with complex harmony and rhythms
Big band	A large group of musicians playing jazz or dance music with improvised solos by lead players.
Binary Form	a song or composition with two basic parts or ideas
Blues	A musical style originating from African-Americans and is typically in a twelve-bar sequence; expresses sadness or depression.
Bodabil	A genre of various entertainment composed of song, dance, comedy routines, magic acts, and chorus girls.
Bossa Nova	A style of Brazilian music derived from samba but placing more emphasis on melody and less on percussion.
Cha-cha	A ballroom dance with small steps and swaying hip movements, performed to a Latin American rhythm.
Chance music	Music created by chance and its realization is left to the performer.
Chord	combination of three or more tones sounded together

K to 12 BASIC EDUCATION CURRICULUM

GLOSSARY

Chordophone	Any musical instrument that produces sound primarily by vibrating strings.
Clef	symbol placed at the beginning of the staff to show the exact pitch of each line and space
<i>Concerto</i>	Musical composition for a solo instrument accompanied by an orchestra.
<i>Concerto Grosso</i>	Musical composition for a group of solo instruments accompanied by an orchestra.
Crescendo	gradually getting louder
Cumbia	Dance music similar to salsa.
Da Capo	repeat from the beginning; an indication usually meaning that the opening section of a piece is to be repeated after the middle section
Decrescendo	gradually softer
Descant	an independent treble melody or counterpoint usually sung or played above a basic melody
Disco	Dance music typically soul-influenced and melodic with a regular bass beat popularized in the late 1970s.
Dynamics	degrees of loudness and softness in music
Electronic music	Music that employs electronic musical instruments and technology in production.
Expressionism	A style which the maker seeks to express the inner world of emotion rather than external reality.
Flat Sign (b)	a symbol that notates the pitch of a note a half step lower
Folksongs	songs handed down from generation to generation
Form	organization of musical ideas in time; structure of a musical composition
Forte (f)	loud
Fortissimo (ff)	very loud
Foxtrot	A ballroom dance with uneven rhythm of alternating slow and quick steps.
<i>Fugue</i>	A contrapuntal composition in which a short melody or phrase is introduced by one part and successively taken up by others; developed by the interweaving of the various parts.
<i>Gamelan</i>	Indonesian musical ensemble featuring a variety of metallophones (instruments made of metal and played by hitting or striking).
<i>Gangsa Ensemble</i>	An instrumental ensemble that uses metallophones
Grand Staff	combination of the treble and bass staves, used to encompass the wide range of pitches

K to 12 BASIC EDUCATION CURRICULUM

GLOSSARY

Harmony	the pleasing sound produced when three or more tones are blended simultaneously
Homophonic Texture	refers to a melody sung or played with chord accompaniment e.g. guitar or piano
Idiophones	A musical instrument that creates sound through its own vibration, without the use of any strings or membrane.
Impressionism	A style or movement that depicts the visual impression of the moment, especially in terms of the shifting effect of light and color.
Interval	distance in pitch between two tones
J-Pop	Japanese popular music.
Jazz	Music originated from African-American people characterized by improvisation, syncopation, and usually a regular or forceful rhythm.
K-Pop	Korean popular music.
<i>Kabuki</i>	Traditional Japanese theater performance.
Key Signature	sharp or flat signs immediately following the clef sign at the beginning of a piece of music, indicating the key in which the music is to be played
Key (tonality)	central note, scale and chord within a piece, in relationship to which all other tones in the composition are heard
Keynote	central tone of a melody or piece of music e.g. when a piece is in the Key of C Major, C is the keynote
<i>Kulintang</i>	A set of gongs usually played by ensembles in Mindanao.
Largo	very slow
Ledger Lines	short, horizontal lines above or below the staff, used to indicate a pitch that falls above or below the range indicated by the staff
Liturgical music	Music composed for and played during liturgical celebrations and worship.
<i>Lumad</i>	Means "native" or "indigenous".
Madrigal	Music for several voices with elaborate counterpoint; was popular during the Renaissance Period.
<i>Maracatu</i>	A musical style from Brazil.
Measure	the space between two barlines, containing a fixed number of beats
Medieval	Term that refers to the "Middle Ages".
Melody	the line of music that moves up and down in succession; series of single tones that add up to a recognizable whole
Melodic Contour	the upward and downward direction of the notes


K to 12 BASIC EDUCATION CURRICULUM

GLOSSARY

Melodic Pattern	the combination of repeated, similar and contrasting figures, motives and phrases
Melodic Ostinato	group of tones used to accompany a tone or a melody
Membranophone	Any musical instrument that produces sound primarily by a vibrating stretched membrane.
Meter	organization of beats into regular groups
Mezzo piano (<i>mp</i>)	moderately soft
Mezzo forte (<i>mf</i>)	moderately loud
Moderato	moderate tempo
Monophonic Texture	single melodic line without accompaniment
Motive	fragment of a theme, or short musical idea which is developed within a composition; refers to a short melody sung or played which can identify a musical composition
Musical Texture	refers to the relationship of melodic and harmonic elements in music which produces qualities of thickness and thinness, heaviness or lightness of a melody or sound produced
<i>Musikong Bumbong</i>	An instrumental marching band that uses bamboo instruments.
Natural Sign	symbol used to cancel a previous sharp or flat sign
Notation	system of writing down music so that specific pitches and rhythms can be conveyed
Note	symbol used to indicate pitch
Opera	A dramatic work in one or more acts set to music for singers and instrumentalists.
<i>Oratorio</i>	A large-scale musical work for orchestra and voices, usually narrative and typically on a sacred theme.
Ostinato	motive or phrase that is repeated persistently at the same pitch
<i>Pangkat Kawayan</i>	An instrumental ensemble that uses different kinds of bamboo instruments.
<i>Pasa doble</i>	A fast-paced ballroom dance based on the Latin American style of marching.
Peking Opera	Traditional Chinese theater performance.
Pentatonic Scale	a five-tone scale, used in folk music and music of the Far East
Phrase	musical statements that express meaning or ideas

K to 12 BASIC EDUCATION CURRICULUM

GLOSSARY

Piano (<i>p</i>)	soft
Pianissimo (<i>pp</i>)	very soft; as softly as possible
<i>Pinpeat</i>	A Cambodian instrumental ensemble.
<i>Piphat</i>	A Thai instrumental ensemble which features wind and percussion instruments.
Pitch	relative highness or lowness of a sound
Pitch Range	distance between the highest and lowest tones that a given voice or instrument can produce
Polyphonic Texture	refers to a musical composition with two or more independent melodies sung or played to create a harmonious effect
Program music	Music that is intended to evoke images or to convey the impression of events.
Ragtime	A kind of music which evolved with syncopated melodic line and regularly accented accompaniment.
Reggae	A style of music originally from Jamaica and popularized in the 1960s.
Renaissance	Term that refers to the revival of European art under the influence of Classical Models.
Rest 	a symbol that indicates the duration of silence in music
Rhythm	ordered flow of music through time; the pattern of durations of notes and silences in music
Rhythmic Pattern	combinations of long and short sounds, notes and rests
Ritardando	becoming slower
Rock and roll	Popular dance music from the 1950s characterized by heavy beats and simple melodies.
<i>Rondalla</i>	An instrumental ensemble that usually consists of musicians playing banduria, octavina, laud, guitar and double bass.
Round	form of music wherein a melody change from a single-voiced texture to a many-voiced texture; each voice enters in succession; the effect is that of weaving a new and richer rhythmic and harmonic texture
Rumba	A rhythmic dance with Spanish and African elements originally from Cuba.
Sacred music	Music that promotes devotion and faith.
<i>Sarsuela</i>	A musical stage performance popularized in the Philippines during the Spanish colonization.
<i>Saung gauk</i>	An arched harp used in Myanmar.
Scale	series of pitches arranged in ascending or descending order

K to 12 BASIC EDUCATION CURRICULUM

GLOSSARY

Secular music	Music for non-religious purposes.
Sharp Sign	symbol that notates the pitch of a note a half step higher
Sonata	A composition for an instrumental soloist, often with a piano accompaniment, typically in several movements with one or more in sonata form.
Sonata-allegro form	A large-scale musical structure popularly used during the middle of the 18 th century.
Soprano	female voice of high range
Soul	Musical style that incorporates rhythm and blues and gospel music popularized by African-American people.
Sound	vibrations which are transmitted, usually through air, to the eardrum, which sends impulses to the brain
Staff	a set of five lines and four spaces where notes are positioned or placed
Symphony	An elaborate musical composition for full orchestra, typically in four movements, at least one of which is in sonata form.
Tango	A ballroom dance originating from Buenos Aires, characterized by marked rhythms and postures and abrupt pauses.
Tempo	rate of speed in music
Tenor	male voice of high range
Timbre	quality of sound that distinguishes one instrument or one voice from another
Time Signature	two numbers, one above the other, appearing at the beginning of a staff or the start of a piece, indicating the meter of a piece; the number above refers to the number of beats per measure and the number below represents the kind of note getting one beat.
Tone	sound that has a definite pitch or frequency
Triad	the most basic type of chord, consisting of three alternate tones of the scale e.g. <i>do, mi, so</i>
Troubadour	Street musicians singing of love during the Medieval Period.
Unison	performance of a single melodic line by more than one instrument or voice at the same pitch
Wayang Kulit	Indonesian puppet shadow theater.

**K to 12 BASIC EDUCATION CURRICULUM
CODE BOOK LEGEND**

Sample: MU7FT-IVe-h-6

LEGEND		SAMPLE	
First Entry	Learning Area and Strand/ Subject or Specialization	Music	MU7
	Grade Level	Grade 7	
Uppercase Letter/s	Domain/Content/Component/ Topic	Theatrical Forms	FT
			-
Roman Numeral <i>*Zero if no specific quarter</i>	Quarter	Fourth Quarter	IV
Lowercase Letter/s <i>*Put a hyphen (-) in between letters to indicate more than a specific week</i>	Week	Week five to eight	e-h
Arabic Number	Competency	Describes how a specific idea or story is communicated through music in a particular Philippine musical theater	6

DOMAIN/ COMPONENT	CODE
Rhythm	RH
Melody	ME
Form	FO
Timbre	TB
Dynamics	DY
Tempo	TP
Texture	TX
Harmony	HA
Music of Luzon	LU
Music of Cordillera, Mindoro, Palawan, and the Visayas	LV
Music of Mindanao	MN
Theatrical Forms	FT
Music of southeast asia	SE
Music of South Asia and Middle East	WS
Traditional Asian Theater Music	TH
Music of the medieval period	MRB
Music of the classical period	CL
Instrumental music of the romantic period	RO
Vocal Music of the Romantic Period	OP
20 th Century	TC
Afro-latin and popular music	AP
Contemporary Philippine music	CM
Multimedia forms	MM